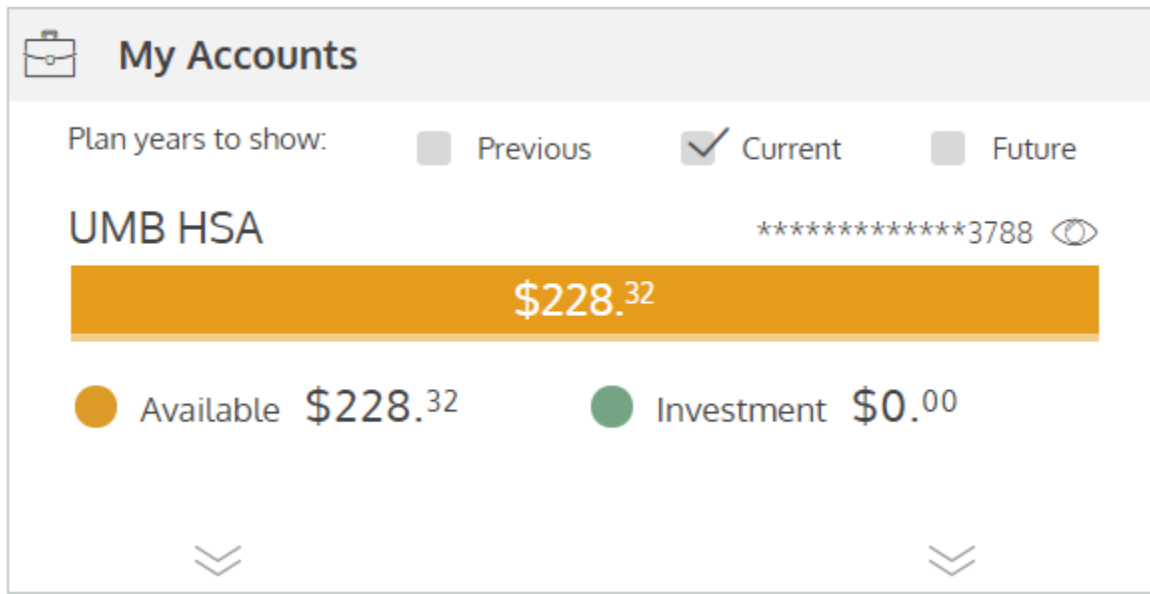


## Access HSA Tax Documents

Login to HSA/FSA account at [www.ffga.com](http://www.ffga.com)


If this is your first time to the site, you will need to register your account. If you need assistance with your username, password or the registration process, you can contact tech support at 1-866-853-3539 option 3.

Once logged in, if you have elected to receive documentation via electronic means, from the dashboard, click on the **Gold Account Balance bar** - click here if you have not opted in to electronic statements to access tax documents



**My Accounts**

Plan years to show:  Previous  Current  Future

**UMB HSA** \*\*\*\*\*3788 

**\$228.<sup>32</sup>**

● Available **\$228.<sup>32</sup>** ● Investment **\$0.<sup>00</sup>**

Then select the **Tax Forms** link






Account Resources **Tax Forms** Statements View Beneficiaries

Click on the correct tax document needed. Please note – the 1099 SA form will only be available if disbursements have been made.

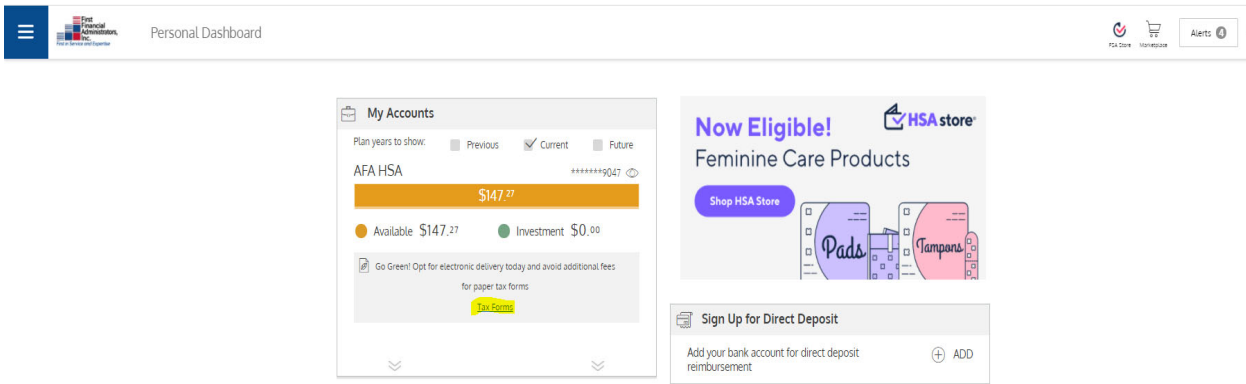
ACCOUNT DETAILS HSA

Current Delivery Method: Electronic Only

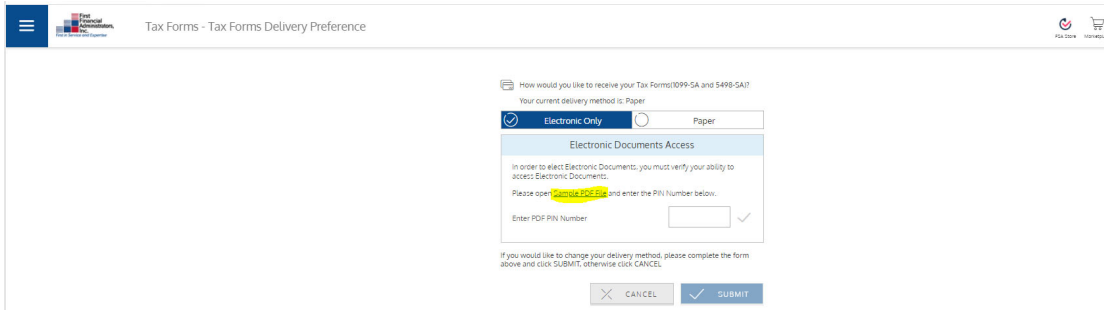
 DELIVERY PREFERENCES



- If you have not registered to receive electronic documentation, follow the below steps to access **Tax Documents**

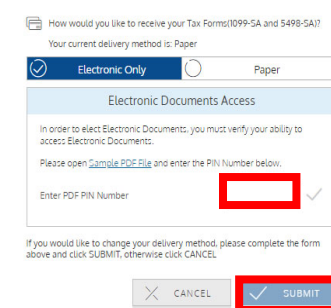


Click on **Sample PDF File** link and enter the code from the sample PDF to retrieve the PDF code



Close the **Sample Data** browsing window

Enter the **PIN** and click **Submit**



Enter the **PIN** and click **Submit**

Then open the tax document needed by clicking on the document name.

