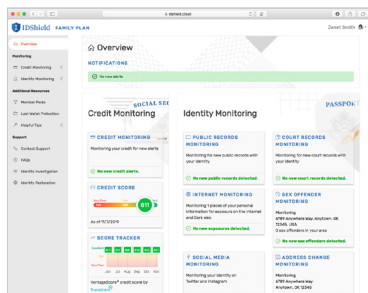


IDShield Activation Steps

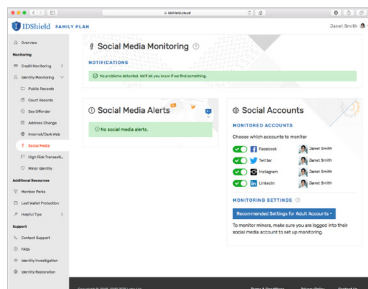


Guarding your personal information is as EASY as 1-2-3!
Follow these steps to activate your IDShield account.

1. SET UP your account at www.idshield.cloud/login using your member number.



2. ADD the personal information you want to monitor, including your social media accounts.



3. DOWNLOAD the IDShield mobile app for immediate alerts and to track your monthly credit score.



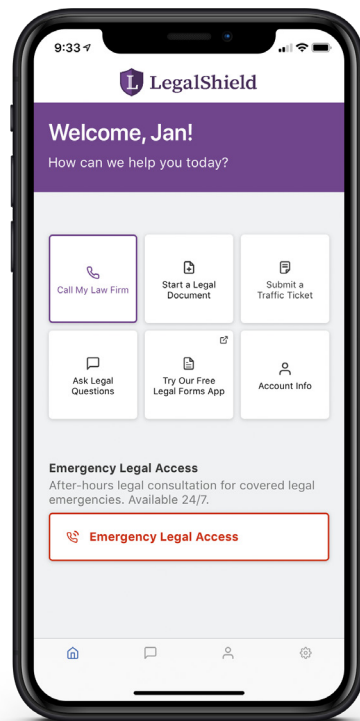
Apple and the Apple logo are trademarks of Apple Inc., registered in the U.S. and other countries. App Store is a service mark of Apple Inc., registered in the U.S. and other countries. Google Play and the Google Play logo are trademarks of Google Inc.

If you have questions about setting up your account or forgot your member number, please call IDShield Member Services at 1-888-494-8519, available 7 am - 7 pm CT, Monday - Friday.

Create Your Account

Legal protection is just a tap away.
Follow these steps to create your LegalShield account.

- 1. CREATE** your account at <https://accounts.legalshield.com/>.
- 2. ENTER** in your member number and create a username and password.
- 3. DOWNLOAD** the LegalShield mobile app and use your account username and password to login. Access your provider law firm, Will preparation steps and more!



Apple and the Apple logo are trademarks of Apple Inc., registered in the U.S. and other countries. App Store is a service mark of Apple Inc., registered in the U.S. and other countries. Google Play and the Google Play logo are trademarks of Google Inc.

If you have questions about setting up your account or forgot your member number, please call LegalShield Member Services at 1-800-654-7757 from 7 a.m. - 7 p.m. CT, Monday - Friday.