




FF Mobile Account App

Brought to you by First Financial Administrators, Inc.

Managing your benefit account on-the-go is made easy with the FF Mobile Account application. This powerful, intuitive mobile app gives you access to view your account balances, update your profile, submit a claim, and much more, right from your mobile device!

FREE DOWNLOAD

from App StoreSM and Google PlayTM for your smart phone or tablet.



Get Started:

The FF Mobile Account App is a free download from the App StoreSM and Google PlayTM for smart phones and tablets.

From your Apple[®] or Android[™] device, go to the app store and search for "FF Mobile Account" to download.

Your login credentials for the WealthCare Portal and FF Mobile Account application are the same. After downloading the application, you will see a landing page with options for 'log in' and 'sign up' as shown above.

←

Hi! Welcome to your benefits account!

Hi! The first thing we need to do is get you setup with a username and password. If you have a debit card, this is really easy. Don't worry, if you don't have a debit card you can still register. Let's get going!

First Name
Type your First Name here

Last Name
Type your Last Name here

Zip Code
Type your Zip Code here

If you were issued a debit card, check this box. You'll be asked to provide your card number to identify you. If you don't have a card, leave this box unchecked and we'll look you up another way.

CONTINUE

←

Great to meet you, melissa!

Enter a User ID and a password to get started.

Email
Type your E-mail here

Choose User ID
Type your User ID here

Choose Password
Type your Password here

Confirm Password
Type your Password again here

CONTINUE

←

Let us get to know you better!

By entering you Employer ID and Employee ID we'll be able to identify you securely.

Employer Name
Type your Employer Name here

Employee ID
Type your Employee ID here

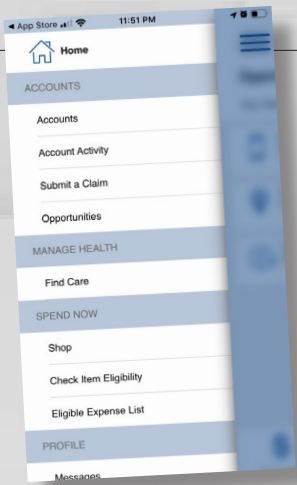
CONTINUE

Register:

If you have your benefit card number handy, then you only need to enter your name, zip code and card number. You are then guided by the FF Mobile Account App to confirm your identity, create a user ID, and choose and confirm a password that meets the provided specifications.

If you do not have a card or card number available, but you have an email or mobile phone number on file, you will be directed to confirm your email or mobile phone number where you will receive a security code verification. If you do not have an email or mobile phone number on file, you will be prompted to enter your employer and employee ID. Your employee ID is your Social Security Number without any dashes. To secure your account, select and answer four security questions.





App Features:

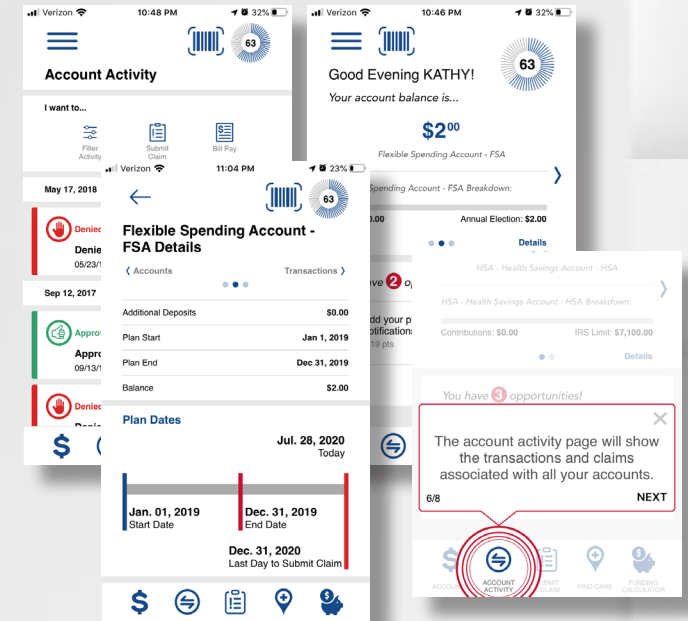
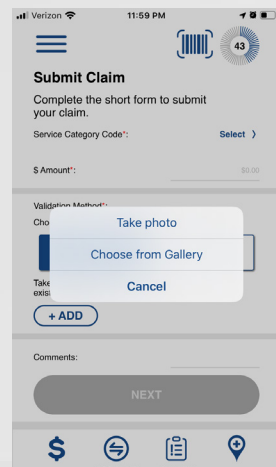
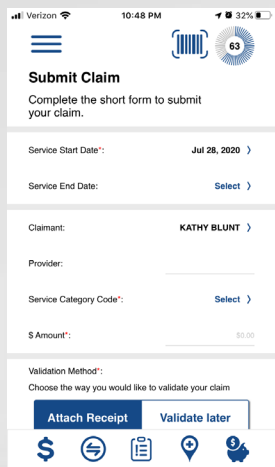
- » Access Account Information
- » View Card Details & Profile Information
- » Submit Claims
- » View Pending Claims & Submitted Documentation
- » Upload Receipts & Documentation
- » Receive Alerts
- » Update Direct Deposit Information
- » Contact us!



FF Mobile Account App

To Submit a Claim:

1. From the Home menu, click on Submit a Claim.
2. The submit claim screen allows you to enter new claims and expenses, as well as view and edit pending ones.
3. If you have a receipt to substantiate your claim, you can take a photo of it with your device and attach it to a pending claim from this section of the app.
4. Preview your claim details and submit.



To View Account Details:

1. Click on "Accounts" in the Home menu.
2. Select the account you would like to view.

The accounts screen displays a listing of all your benefit accounts and their balances. This list can be filtered by plan year (current, future, previous, or all) by clicking the related link.

FF Mobile Account Extras

Visit your EBC to download the full guide and learn how to access new app features such as the Virtual Medicine Cabinet, Find Care Option and Funding Calculator.

