

Dilley ISD 2025-2026 **BENEFITS GUIDE**



Chuck Egli
Account Manager
512-707-9666
chuck.egli@ffga.com



ffbenefits.ffga.com/dilleyisd

Dilley ISD Benefits Office
245 Highway 117, Dilley, Tx 78017
830-965-1912
www.dilleyisd.net

Contents

- [EMPLOYEE BENEFITS CENTER](#)
- [HOW TO ENROLL](#)
- [BENEFIT ELIGIBILITY & COVERAGE](#)
- [SECTION 125 PLANS](#)
- [DENTAL](#)
- [VISION](#)
- [FSA & HSA RESOURCES](#)
- VOLUNTARY SUPPLEMENTAL INSURANCE PRODUCTS
 - [TERM LIFE & AD&D](#)
 - [TEXAS LIFE](#)
 - [DISABILITY INSURANCE](#)
 - [CANCER INSURANCE](#)
 - [CRITICAL ILLNESS INSURANCE](#)
 - [ACCIDENT ONLY INSURANCE](#)
 - [403\(b\) RETIREMENT PLANS](#)
 - [457\(b\) RETIREMENT PLANS](#)
 - [HOSPITAL INDEMNITY INSURANCE](#)
 - [LIFE AND AD&D](#)
 - [COBRA](#)
 - [CLEVER RX](#)
- [BENEFIT CONTACT INFORMATION](#)

This guide contains a summary of the benefits offered by your employer. If there is a conflict between the terms of this outline of benefits and the actual contracts, the terms of the contracts will prevail.

Employee Benefits Center

A guide to your benefits!

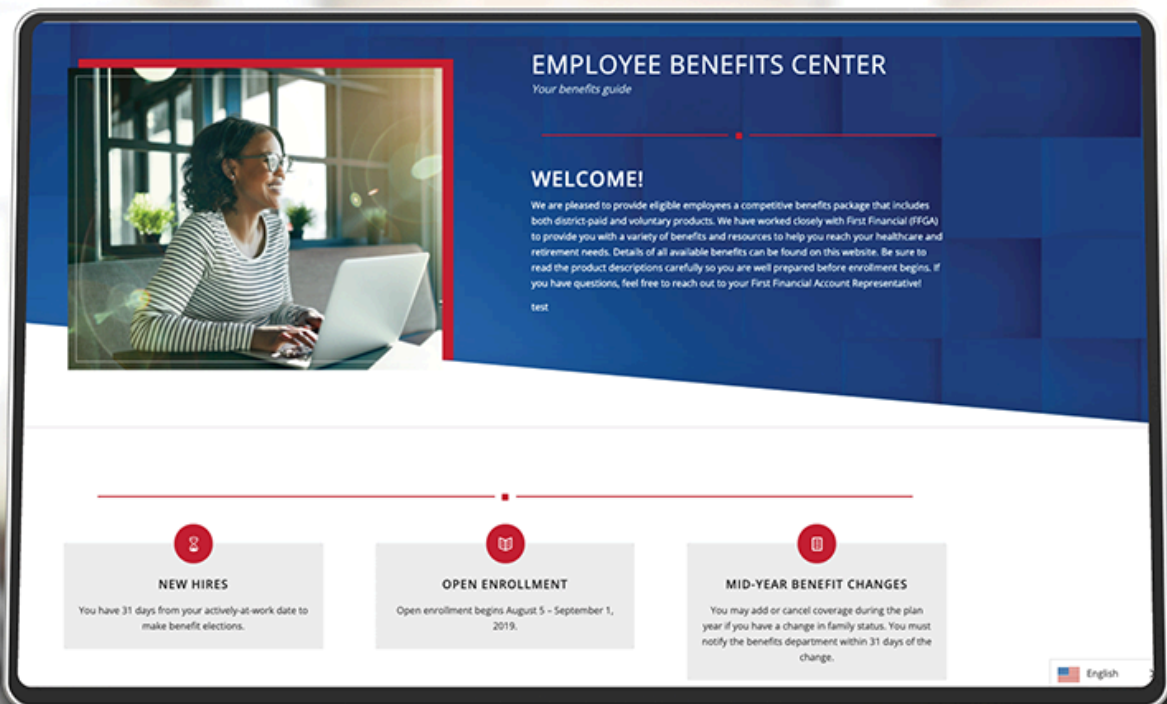
Dilley ISD and FFGA are excited to provide you with a custom website filled with information about your benefits. Visit the Employee Benefits Center to see current benefit options for your employer as well as find claim forms, important phone numbers and enrollment information.

There's no need to register for site access. Simply type the URL below into your browser and you will be directed to your Employee Benefits Center.



Scan the QR code to learn more about the plans that are available this year!

<https://ffbenefits.ffga.com/dilleyisd>



How to Enroll

Benefits Enrollment

On-Site Enrollment

When it's time to enroll in your benefits, your FFGA Account Representative will be on-site to assist you with making your elections. Visit your EBC for more information.

Online Enrollment

To begin online enrollment, visit <https://ffga.benselect.com/Enroll/login.aspx>.

Enroll Now

Login

- Login: Your Employee ID or Social Security Number (no dashes)
- PIN (first login only): The last four digits of your Social Security Number and the last two digits of the year you were born (six digits total)
- New PIN: The first time you log in you will be required to change to a new PIN. Please note your new PIN because you will use the new PIN from that point forward.

View Current Benefits

After logging in, you will arrive at the welcome screen. Your current benefits and premium deductions will be listed on this screen.

View/Add Dependents

Click next to view your dependents. It is very important to make sure the social security numbers and birth dates listed are correct. If you plan to add dependents, you will need to enter their legal name, social security numbers and birth dates.

Begin Elections

Click next again to begin making your benefit elections. Remember, no changes to your elections can be made during the plan year unless you have either a qualified mid-year change under Section 125 or a special enrollment event.

Enrollment Assistance Center Instructions

Call 855-765-4473 and follow the prompts to be connected to your local FFGA branch office. Hours of operation are 8 a.m. to 5 p.m. (local time) Monday through Friday. There is an option to leave a voice message for a representative to call you back. Phone calls will be returned as soon as possible or the next business day if it is after hours.

Benefit Eligibility & Coverage

Employee Coverage

Eligibility

Eligible employees must be actively at work on the plan effective date for new benefits to be effective.

New Employees

You have 31 days from your actively-at-work date to make benefit elections. Insurance coverage becomes effective on the first day of the month that follows a waiting period of 30 calendar days.

Existing Employees

When it's time to enroll in your benefits, your FFGA Account Representative will be available to assist you with making your elections. Your elections can be made anytime during annual enrollment online from your work or home computer. Before enrollment, take time to educate yourself on the available benefits and what options would work best for you and your family by visiting the Employee Benefits Center.

Mid-year Benefit Changes

You may add or cancel coverage during the plan year if you have a change in family status. You must notify the benefits department within 31 days of the change.

Qualifying Life Events Include:

- Changes in household, including marriage, divorce, legal separation, annulment, death of a spouse, birth, adoption, placement for adoption or death of a dependent child
- Loss of health coverage, attributable to your spouse's employment, losing existing health coverage including job-based, individual and student plans, losing eligibility for Medicare, Medicaid, or CHIP, turning 26 and losing coverage through a parent's plan

Declining Coverage

If you are eligible for benefits, but wish to **DECLINE** coverage, please complete the online enrollment either on your work or home computer. Under each option, you will need to select "waive." **You must still complete the beneficiary information.**

Section 125 Plans

Section 125 Plan Information & Rules

A Section 125 Plan provides a tax-saving way to pay for eligible medical or dependent care expenses. The funds are automatically deducted from your paycheck on a pre-tax basis.

Here’s How It Works

A Section 125 Plan reduces your taxes and increases your spendable income by allowing you to deduct the cost of eligible benefits from your earnings before tax. Plus, the plan is available to you at no cost, and you’re already eligible – all you must do is enroll.

Is It Right For Me?

The savings you may experience with a Section 125 Plan are outlined in the example below. For instance, you could potentially take home about \$70 more each month if you participated in your employer’s Section 125 Plan – that’s a savings of \$840 a year!

You cannot change your benefit elections for the plan year unless the benefits office receives notification in writing within 31 days of the status change. If the benefits office is not notified within 31 days of the status change, no benefit change can be made until the next annual open enrollment.

- IRS specified changes in family status include:
- Change in legal married status
 - Change in number of dependents
 - Termination or commencement of employment
 - Dependent satisfies or ceases to satisfy dependent eligibility requirements
 - Change in residence or worksite that affects eligibility for coverage

Section 125 Plan Sample Paycheck		
	Without S125	With S125
Monthly Salary	\$2,000	\$2,000
Less Medical Deductions	-N/A	-\$250
Tax Gross Income	\$2,000	\$1,750
Less Taxes (Fed/State at 20%)	-\$400	-\$350
Less Estimated FICA (7.65%)	-\$153	-\$133
Less Medical Deductions	-\$250	-N/A
Take Home Pay	\$1,197	\$1,267

You could save \$70 per month in taxes by paying for your benefits on a pre-tax basis!

**The figures in the sample paycheck above are for illustrative purposes only.*

Dental Plan Summary

Effective Date: 9/1/2025-27

Plan Benefit	
Type 1	100%
Type 2	80%
Type 3	50%
Deductible	\$50/Calendar Year Type 2 & 3 Waived Type 1 3 Family Maximum
Maximum (per person)	\$1,000 per calendar year
Allowance	80th U&C
Waiting Period	None
Annual Open Enrollment	Included

Orthodontia Summary - Adult and Child Coverage

Allowance	U&C
Plan Benefit	50%
Lifetime Maximum (per person)	\$1,000
Waiting Period	None
Takeover Benefit	Initial Insureds Only

Sample Procedure Listing (Current Dental Terminology © American Dental Association.)

Type 1	Type 2	Type 3
<ul style="list-style-type: none"> • Routine Exam (2 in 12 months) • Bitewing X-rays (1 in 12 months) • Full Mouth/Panoramic X-rays (1 in 3 years) • Periapical X-rays • Cleaning (2 in 12 months) • Fluoride for Children 13 and under (1 in 12 months) • Sealants (age 13 and under) • Space Maintainers • Pre-Diagnostic Test (age 35 and over) (1 in 2 years) 	<ul style="list-style-type: none"> • Fillings for Cavities • Restorative Composites (anterior and posterior teeth) • Denture Repair • Simple Extractions • Complex Extractions • Anesthesia 	<ul style="list-style-type: none"> • Onlays • Crowns (1 in 5 years per tooth) • Crown Repair • Endodontics (nonsurgical) • Endodontics (surgical) • Periodontics (nonsurgical) • Periodontics (surgical) • Implants • Prosthodontics (fixed bridge; removable complete/partial dentures) (1 in 5 years)

Monthly Rates

Employee Only (EE)	\$30.68
EE + 1 Dependent	\$61.44
EE + 2 or more Dependents	\$100.04

Ameritas Information

We're Here to Help: This plan was designed specifically for the associates of DILLEY INDEPENDENT SCHOOL DISTRICT DBA DILLEY ISD. At Ameritas, we do more than provide coverage - we make sure there's always a friendly voice to explain your benefits, listen to your concerns, and answer your questions. Our customer relations associates will be pleased to assist you 7 a.m. to midnight (Central Time) Monday through Thursday, and 7 a.m. to 6:30 p.m. on Friday. You can speak to them by calling toll-free: 800-487-5553. For plan information any time, access our automated voice response system or go online to ameritas.com.

Rx Savings

Our valued plan members and their covered dependents can save on prescription medications at over 60,000 pharmacies across the nation including CVS, Walgreens, Rite Aid and Walmart. This Rx discount is offered at no additional cost, and it is not insurance. To receive this Rx discount, Ameritas plan members just need to visit us at ameritas.com and sign into (or create) a secure member account where they can access and print an online-only Rx discount savings ID card.

One Exam per year, One Materials option per year or as noted
**130/150 Plan
(Standard)**
**180/300H Plan
(Gold)**

Exam Co-pay	\$10	\$5
Material Option (in lieu of Exam)	\$45 Allowance	\$65 Allowance
Materials Co-pay (glasses only)	\$20	No Co-pay
Single Vision Lens	Covered	Covered
Bi-focal Lens	Covered	Covered
Tri-focal Lens	Covered	Covered
Lenticular Lens (Replaced with IOL Benefit)	\$350/Eye Allowance	\$500/Eye Allowance
Standard Progressive Lens	Retail up to \$199 is covered	Retail up to \$219 is covered
Premium Progressive Lens	\$200 Allowance	\$219 Allowance
Polycarbonate Lenses for Child Dependents < age 26	Covered	Covered
Polycarbonate Lenses	\$25 Co-pay	Covered
Trivex Lenses	U&C Upgrade	Covered
1.60 Index Lenses	U&C Upgrade	Covered
1.67 Index Lenses	U&C Upgrade	Covered
Frame Allowance	\$130 Retail	\$180 Retail
Scratch Resistance Coating	Covered	Covered
Ultra-Violet (UV) Protection Coating	Covered	Covered
Blue Light Blocking Lens or Coating Upgrade	\$105 Co-pay	\$50 Co-Pay
Basic Anti-Reflective (AR) Coating	Covered	Covered
Mid-Level Anti-Reflective (AR) Coating	Covered	Covered
Premium Anti-Reflective (AR) Coating	\$130 Co-pay	\$60 Allowance
Lens Tint	\$12 Co-pay	\$12 Co-pay
Photochromatic or Polarized upgrade	\$90 Co-pay	\$90 Co-pay
*Medically Necessary Spectacle Lenses	\$400 Allowance	\$400 Allowance
Contact Lens Co-pay	\$0	\$0
Contact Lens Allowance (including fitting fee)	\$150 Retail	\$300 Retail
Medically Necessary Contacts (including fitting fee)	\$550 Allowance	\$700 Allowance
Refractive Surgery (All FDA Approved Procedures)	\$350/Eye Allowance	\$500/Eye Allowance
Exam/Lens/Frame/Contacts Frequency (Months)	12/12/12/12	12/12/12/12
Hearing Aid every 12 months or	N/A	\$750 Allowance
Hearing Aid every 24 months or	N/A	\$1,600/Eye Allowance
Hearing Aid every 36 months	N/A	\$2,500 Allowance

*** Offered by special arrangement between many Participating Providers for Amblyopia or Aniseikonia treatment**

Dilley ISD

Fees Collected (per Annual Membership):

Monthly
Monthly

Employee Only	\$8.00	\$20.00
Employee + One	\$15.00	\$39.00
Employee + Family	\$24.00	\$54.00

Flexible Spending Accounts

First Financial Administrators, Inc. | www.ffga.com
1.866.853.3539 P.O. Box 161968 | Altamonte Springs, FL 32716

Medical FSA

A Medical Flexible Spending Account (Medical FSA) is an IRS-approved program to help you save taxes and pay for out-of-pocket medical expenses not covered under your medical plan. If your plan includes a grace period option of 2 ½ months, you have additional time to incur and claim against unused funds in the new plan year. Keep in mind that remaining balances after the grace period is exhausted will be forfeited under the use-it-or-lose-it rule.

Your maximum contribution amount for 2025 is \$3,300.

Medical FSA Highlights

- Contributions are automatically deducted from your paycheck on a pre-tax basis, which helps reduce your taxable income and increase your spendable income.
- Your full election will be available to you at the beginning of the plan year.
- Be conservative – any money left in your account at the end of the plan year will be forfeited.
- Use your benefits card to pay for qualified expenses upfront without spending money out of pocket.
- Keep all receipts in case you need to substantiate a claim for tax purposes.

NOTE: The IRS requires proof that all expenses are eligible. Keep all receipts in case you need to substantiate a claim for tax purposes. Your receipt must include the date of purchase or service, amount you were required to pay after insurance, description of the product or service, merchant or provider name, and the patient's name.

Dependent Care FSA

With a Dependent Care Flexible Spending Account, you can set aside part of your pay on a pre-tax basis to pay for eligible dependent care expenses like childcare, babysitters, and adult day care.

You may allocate up to \$5,000 per tax year for reimbursement of dependent care services.

If you are married and file a separate tax return, the limit is \$2,500.

Dependent Care FSA Highlights

- Eligible dependents must be claimed as an exemption on your tax return.
- Eligible dependents must be children under age 13 or an adult dependent incapable of self-care.
- Funds become available as contributions are made to your account.
- Keep all receipts in case you need to substantiate a claim for tax purposes.
- Balances will be forfeited at the end of the runoff or grace period.

Health Savings Account

First Financial Administrators, Inc. | www.ffga.com | 1.866.853.3539
P.O. Box 161968 | Altamonte Springs, FL 32716

A Health Savings Account (HSA) is a great way to help you control your healthcare costs. It works in conjunction with a qualified High Deductible Health Plan (HDHP) to combine tax-free savings earmarked for qualified medical expenses. An HSA allows you to set aside money to pay for higher deductibles associated with a lower monthly premium HDHP. The money you save in monthly insurance premiums is reserved for eligible medical expenses you incur in the future. Eligible expenses include things like co-pays and deductibles, prescriptions, vision expenses, dental care, therapy and medical supplies.

Health Savings Account Highlights

- Balances roll over from year to year and earn interest along the way.
- Portable – you keep it even after you leave employment.
- Tax advantages – invest money in mutual funds to grow your tax savings for either future healthcare costs or retirement.
- Pay for expenses with a benefits debit card that gives you immediate access to your money at the time of purchase.
- Expenses also can be reimbursed through our online portal, online bill pay directly to your provider or submitting a distribution request form.
- Receipts are not required for reimbursement but be sure to save them for tax purposes.

Who Can Participate in an HSA?

- You must be enrolled in a qualified High Deductible Health Plan (HDHP).
- You cannot be enrolled in Tricare or Medicare or covered under your spouse’s traditional (non-HDHP) health care plan.
- You cannot participate in a general purpose Flexible Spending Account (FSA) or Health Reimbursement Arrangement.
- Limited Purpose Flexible Spending Accounts are permitted (dental and vision expenses only).
- You cannot participate if your spouse has a general purpose FSA or HRA at their place of employment.
- You cannot participate if you are being claimed as a dependent on another person’s tax return.

	2024	2025
HSA Contribution Limits	<ul style="list-style-type: none">• Self: \$4,150• Family: \$8,300	<ul style="list-style-type: none">• Self Only: \$4,300• Family: \$8,550
Health Insurance Deductible Limits	<ul style="list-style-type: none">• Self Only: \$1,600• Family: \$3,200	<ul style="list-style-type: none">• Self Only: \$1,650• Family: \$3,300

\$1,000 catch-up contributions (age 55 or older)

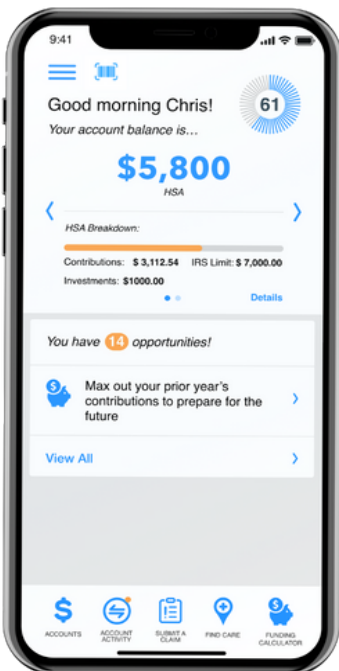
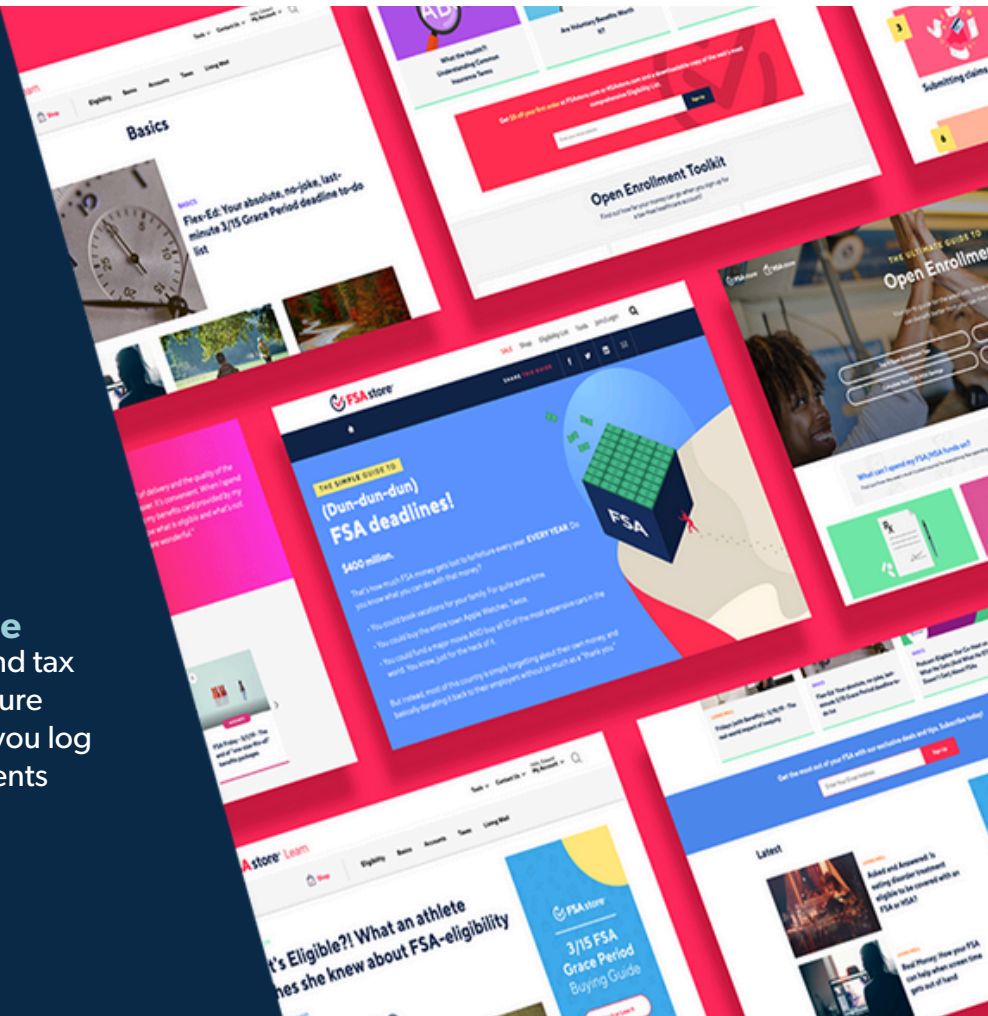
FSA & HSA Resources

Benefits Card

The FFGA Benefits Card is available to all employees that participate in a Flexible Spending Account or Health Savings Account. The Benefits Card gives you immediate access to your money at the point of purchase. Cards are available for participating employees, their spouse and any eligible dependents who are at least 18 years old.

View Your Account Details Online

Sign up to view your account balance, find tax forms and check claims status on our secure website. Log in at www.ffga.com. After you log in, you may sign up to have reimbursements directly deposited to your bank account.



FF Mobile Account App

With the FF Mobile Account App, you can submit claims, view account balance and history, check claims status, view alerts, upload receipts and documentation and more! The FF Mobile Account App is available for Apple® and Android™ devices on either the App Store or Google Play Store.

FSA/HSA Store

FFGA has partnered with the FSA Store and HSA Store to bring you easy-to-use online stores to better understand and manage your account. You can shop for eligible medical items like bandages and contact solution, browse for products and services using the Eligibility List and visit the Learning Center to find answers to commonly asked questions. Visit the stores at <http://www.ffga.com/individuals/#stores> for more details and special deals.



PureLife-plus — Standard Risk Table Premiums — Non-Tobacco — Express Issue

Issue Age (ALB)	Monthly Premiums for Life Insurance Face Amounts Shown Includes Added Cost for Accidental Death Benefit (Ages 17-59) and Accelerated Death Benefit for Chronic Illness (All Ages)									GUARANTEED PERIOD Age to Which Coverage is Guaranteed at Table Premium
	\$10,000	\$25,000	\$50,000	\$75,000	\$100,000	\$150,000	\$200,000	\$250,000	\$300,000	
17-20		13.05	23.85	34.65	45.45	67.05	88.65	110.25	131.85	75
21-22		13.33	24.40	35.48	46.55	68.70	90.85	113.00	135.15	74
23		13.60	24.95	36.30	47.65	70.35	93.05	115.75	138.45	75
24-25		13.88	25.50	37.13	48.75	72.00	95.25	118.50	141.75	74
26		14.43	26.60	38.78	50.95	75.30	99.65	124.00	148.35	75
27-28		14.70	27.15	39.60	52.05	76.95	101.85	126.75	151.65	74
29		14.98	27.70	40.43	53.15	78.60	104.05	129.50	154.95	74
30-31		15.25	28.25	41.25	54.25	80.25	106.25	132.25	158.25	73
32		16.08	29.90	43.73	57.55	85.20	112.85	140.50	168.15	74
33		16.63	31.00	45.38	59.75	88.50	117.25	146.00	174.75	74
34		17.45	32.65	47.85	63.05	93.45	123.85	154.25	184.65	75
35		18.55	34.85	51.15	67.45	100.05	132.65	165.25	197.85	76
36		19.10	35.95	52.80	69.65	103.35	137.05	170.75	204.45	76
37		19.93	37.60	55.28	72.95	108.30	143.65	179.00	214.35	77
38		20.75	39.25	57.75	76.25	113.25	150.25	187.25	224.25	77
39		22.13	42.00	61.88	81.75	121.50	161.25	201.00	240.75	78
40	10.75	23.50	44.75	66.00	87.25	129.75	172.25	214.75	257.25	79
41	11.52	25.43	48.60	71.78	94.95	141.30	187.65	234.00	280.35	80
42	12.40	27.63	53.00	78.38	103.75	154.50	205.25	256.00	306.75	81
43	13.17	29.55	56.85	84.15	111.45	166.05	220.65	275.25	329.85	82
44	13.94	31.48	60.70	89.93	119.15	177.60	236.05	294.50	352.95	83
45	14.71	33.40	64.55	95.70	126.85	189.15	251.45	313.75	376.05	83
46	15.59	35.60	68.95	102.30	135.65	202.35	269.05	335.75	402.45	84
47	16.36	37.53	72.80	108.08	143.35	213.90	284.45	355.00	425.55	84
48	17.13	39.45	76.65	113.85	151.05	225.45	299.85	374.25	448.65	85
49	18.12	41.93	81.60	121.28	160.95	240.30	319.65	399.00	478.35	85
50	19.22	44.68	87.10	129.53	171.95					86
51	20.54	47.98	93.70	139.43	185.15					87
52	21.97	51.55	100.85	150.15	199.45					88
53	23.07	54.30	106.35	158.40	210.45					88
54	24.17	57.05	111.85	166.65	221.45					88
55	25.38	60.08	117.90	175.73	233.55					89
56	26.48	62.83	123.40	183.98	244.55					89
57	27.80	66.13	130.00	193.88	257.75					89
58	29.01	69.15	136.05	202.95	269.85					89
59	30.33	72.45	142.65	212.85	283.05					89
60	31.18	74.58	146.90	219.23	291.55					90
61	32.61	78.15	154.05	229.95	305.85					90
62	34.37	82.55	162.85	243.15	323.45					90
63	36.13	86.95	171.65	256.35	341.05					90
64	38.00	91.63	181.00	270.38	359.75					90
65	40.09	96.85	191.45	286.05	380.65					90
66	42.40									90
67	44.93									91
68	47.68									91
69	50.43									91
70	53.29									91

CHILDREN AND GRANDCHILDREN (NON-TOBACCO)

with Accidental Death Rider

Grandchild coverage available through age 18.

Issue Age	Premium		Guaranteed Period
	\$25,000	\$50,000	
15D-1	9.25	16.25	81
2-4	9.50	16.75	80
5-8	9.75	17.25	79
9-10	10.00	17.75	79
11-16	10.25	18.25	77
17-20	12.25	22.25	75
21-22	12.50	22.75	74
23	12.75	23.25	75
24-25	13.00	23.75	74
26	13.50	24.75	75

Indicates Spouse Coverage Available

PureLife-plus is permanent life insurance to Attained Age 121 that can never be cancelled as long as you pay the necessary premiums. After the Guaranteed Period, the premiums can be lower, the same, or higher than the Table Premium. See the brochure under "Permanent Coverage".

Form ICC18-PRFNG-NI-18, Form Series PRFNG-NI-18 or PRFNG-NI-20-OHIO

Accelerated Death Benefit for Chronic Illness Rider Form ICC15-ULABR-CI-15, ULABR-CI-15 or CA-ULABR-CI-18

Accidental Death Benefit Form ICC 07-ULCL-ADB-07 or Form Series ULCL-ADB-07

23M014-C-M FFGA-NT 1012 (exp0325)

PureLife-plus — Standard Risk Table Premiums — Tobacco — Express Issue

Issue Age (ALB)	Monthly Premiums for Life Insurance Face Amounts Shown Includes Added Cost for Accidental Death Benefit (Ages 17-59) and Accelerated Death Benefit for Chronic Illness (All Ages)									GUARANTEED PERIOD Age to Which Coverage is Guaranteed at Table Premium
	\$10,000	\$25,000	\$50,000	\$75,000	\$100,000	\$150,000	\$200,000	\$250,000	\$300,000	
17-20		18.55	34.85	51.15	67.45	100.05	132.65	165.25	197.85	71
21-22		19.38	36.50	53.63	70.75	105.00	139.25	173.50	207.75	71
23		20.20	38.15	56.10	74.05	109.95	145.85	181.75	217.65	72
24-25		20.75	39.25	57.75	76.25	113.25	150.25	187.25	224.25	71
26		21.30	40.35	59.40	78.45	116.55	154.65	192.75	230.85	72
27-28		21.85	41.45	61.05	80.65	119.85	159.05	198.25	237.45	71
29		22.13	42.00	61.88	81.75	121.50	161.25	201.00	240.75	71
30-31		24.88	47.50	70.13	92.75	138.00	183.25	228.50	273.75	72
32		25.70	49.15	72.60	96.05	142.95	189.85	236.75	283.65	72
33		25.98	49.70	73.43	97.15	144.60	192.05	239.50	286.95	72
34		26.25	50.25	74.25	98.25	146.25	194.25	242.25	290.25	71
35		28.18	54.10	80.03	105.95	157.80	209.65	261.50	313.35	72
36		29.00	55.75	82.50	109.25	162.75	216.25	269.75	323.25	72
37		30.93	59.60	88.28	116.95	174.30	231.65	289.00	346.35	73
38		31.75	61.25	90.75	120.25	179.25	238.25	297.25	356.25	73
39		33.95	65.65	97.35	129.05	192.45	255.85	319.25	382.65	74
40	16.14	36.98	71.70	106.43	141.15	210.60	280.05	349.50	418.95	76
41	17.13	39.45	76.65	113.85	151.05	225.45	299.85	374.25	448.65	77
42	18.34	42.48	82.70	122.93	163.15	243.60	324.05	404.50	484.95	78
43	19.88	46.33	90.40	134.48	178.55	266.70	354.85	443.00	531.15	80
44	20.65	48.25	94.25	140.25	186.25	278.25	370.25	462.25	554.25	80
45	21.75	51.00	99.75	148.50	197.25	294.75	392.25	489.75	587.25	81
46	22.63	53.20	104.15	155.10	206.05	307.95	409.85	511.75	613.65	81
47	23.73	55.95	109.65	163.35	217.05	324.45	431.85	539.25	646.65	82
48	24.72	58.43	114.60	170.78	226.95	339.30	451.65	564.00	676.35	82
49	26.15	62.00	121.75	181.50	241.25	360.75	480.25	599.75	719.25	83
50	27.36	65.03	127.80	190.58	253.35					83
51	28.57	68.05	133.85	199.65	265.45					83
52	30.33	72.45	142.65	212.85	283.05					84
53	31.87	76.30	150.35	224.40	298.45					85
54	33.30	79.88	157.50	235.13	312.75					85
55	34.84	83.73	165.20	246.68	328.15					85
56	36.60	88.13	174.00	259.88	345.75					85
57	38.36	92.53	182.80	273.08	363.35					86
58	40.23	97.20	192.15	287.10	382.05					86
59	42.10	101.88	201.50	301.13	400.75					86
60	43.28	104.83	207.40	309.98	412.55					86
61	45.81	111.15	220.05	328.95	437.85					86
62	48.23	117.20	232.15	347.10	462.05					87
63	50.65	123.25	244.25	365.25	486.25					87
64	53.07	129.30	256.35	383.40	510.45					87
65	55.71	135.90	269.55	403.20	536.85					87
66	58.57									88
67	61.65									88
68	64.84									88
69	68.25									88
70	71.88									89

CHILDREN AND GRANDCHILDREN (TOBACCO)

with Accidental Death Rider

Grandchild coverage available through age 18.

PureLife-plus is permanent life insurance to Attained Age 121 that can never be cancelled as long as you pay the necessary premiums. After the Guaranteed Period, the premiums can be lower, the same, or higher than the Table Premium. See the brochure under "Permanent Coverage".

Form ICC18-PRFNG-NI-18, Form Series PRFNG-NI-18 or PRFNG-NI-20-OHIO

Accelerated Death Benefit for Chronic Illness Rider Form ICC15-ULABR-CI-15, ULABR-CI-15 or CA-ULABR-CI-18

Accidental Death Benefit Form ICC 07-ULCL-ADB-07 or Form Series ULCL-ADB-07

23M014-C-M FFGA-T 1012 (exp0325)

Issue Age	Premium		Guaranteed Period
	\$25,000	\$50,000	
17-20	17.25	32.25	71
21-22	18.00	33.75	71
23	18.75	35.25	72
24-25	19.25	36.25	71
26	19.75	37.25	72

Indicates Spouse Coverage Available



Cancer Insurance

Focus on the fight.

A Cancer diagnosis may be both a physical and emotional drain. But thanks to advances in medicine and procedures to treat Cancer, more and more people are beating the disease. However, with the arrival of these advances comes the continuous rise of Cancer treatment costs.

Limited Benefit Individual Cancer Insurance offers a solution to help you and your family focus on fighting the disease.

Plan Highlights

- **Helps cover expenses**
for the treatment of Cancer, transportation, hospitalization and more.
- **Benefits paid directly to you**
to be used however you see fit.
- **Portable to take with you**
even if you leave employment.
- **Coverage options available**
for you, your spouse and your children under age 26.

Benefits

With over 25 benefits specifically designed to help you with the financial impact of being diagnosed, Cancer Insurance may help pay for expenses not covered by your major medical insurance.

Benefits include:



Experimental Treatment

This benefit may help pay for experimental treatment to give you alternatives in your healing. These treatment types may not be covered by major medical plans.



Transportation and Lodging

This benefit may help pay for qualified transportation and lodging for the patient and family.

Marketed By:



First Financial Capital Corporation
P.O. Box 670329 • Houston, TX 77267-0329
Local (281) 847-8422
Toll Free (800) 523-8422
www.ffga.com

SCREENING BENEFIT

Receive a benefit for your annual internal Cancer screening test, including but not limited to mammogram, pap, prostate-specific antigen blood test (PSA), chest x-ray, flexible sigmoidoscopy, thinprep pap test and colonoscopy.

DIAGNOSTIC AND PREVENTION BENEFIT (per calendar year)	
BASIC	ENHANCED
\$60	\$75

*The premium and amount of benefits provided vary based upon the plan selected.
Diagnostic and Prevention Benefit not available in all states.*

Benefits

BENEFITS	BASIC	ENHANCED
----------	-------	----------

SCREENING

Diagnostic and Prevention Benefit (one per calendar year)	\$60	\$75
Cancer Screening Follow-Up Benefit (one per calendar year)	\$60	\$75

TREATMENT

Radiation Therapy/Chemotherapy/Immunotherapy Benefit (per 12-month period) (actual charges)	up to \$15,000	up to \$20,000
Medical Imaging Benefit (per image - max two per calendar year)	\$200	\$300
Hormone Therapy Benefit (per treatment - max 12 treatments per calendar year)	\$50	\$50
Administrative/Lab Work Benefit (per calendar month)	\$75	\$100
Blood, Plasma and Platelets Benefit (per day) (per calendar year max)	\$150 \$7,500	\$200 \$10,000
Experimental Treatment Benefit	Paid as any non-experimental benefit	
Bone Marrow/Stem Cell Transplant Benefit		
Autologous (patient-provided) (per calendar year)	\$1,000	\$1,500
Non-autologous (donor-provided) (per calendar year)	\$3,000	\$4,500
Donor Benefit	\$1,000 per donation	
Inpatient Special Nursing Services Benefit (per day)	\$150	\$150
Dread Disease Benefit (per day for the first 30 days, per Hospital confinement) (per day thereafter)	\$200 \$400	\$300 \$600

HOSPITALIZATION

Hospital Confinement Benefit (per day for the first 30 days) (per day thereafter)	\$200 \$400	\$300 \$600
Drugs and Medicine Benefit Hospital Confinement (per confinement)	\$200	\$300
Outpatient (per prescription - \$100 monthly max for basic; \$150 for enhanced)	\$50	\$50
Attending Physician Benefit (per day)	\$40	\$50
U.S. Government/Charity Hospital or HMO Benefit (per day in lieu of most benefits)		
Hospital Confinement	\$200	\$300
Outpatient Services	\$200	\$300

BENEFITS	BASIC	ENHANCED
----------	-------	----------

AMBULANCE, TRANSPORTATION AND LODGING

Ambulance Benefit (per trip - max two trips any combination, per confinement) Ground Air	\$200 \$2,000	\$200 \$2,000
Transportation and Lodging Benefit (Patient and/or Family) Transportation (per day up to 90 days, per calendar year) Outpatient/Family Lodging (per day up to 90 days, per calendar year)	Coach fare or 50 cents per mile by car	
	\$60	\$80

SURGICAL TREATMENT

Surgical Benefit (unit dollar amount, per surgical unit) (max per operation)	\$30 \$3,000	\$40 \$4,000
Anesthesia Benefit	25% of the amount paid for covered surgery	
Outpatient Hospital or Ambulatory Surgical Center Benefit (per day)	\$400	\$600
Second and Third Surgical Opinion Benefit (per diagnosis)	\$300	\$300

CONTINUING CARE

Prosthesis Benefit Non-Surgical (per device - one per site, lifetime max of three) Surgical Implantation (per device, includes surgical fee - one per site, lifetime max of two) Hair Prosthesis (once per life)	\$150 \$1,500 \$150	\$200 \$2,000 \$200
Extended Care Facility Benefit (per day for up to the same number of days of paid Hospital confinement)	\$75	\$100
Physical or Speech Therapy Benefit (per visit any combination, up to four per calendar month - lifetime max of \$1,000)	\$25	\$25
Hospice Care Benefit (per day - \$13,500 lifetime max for basic; \$18,000 lifetime max for enhanced)	\$75	\$100
Home Health Care Benefit (per day for up to the same number of days of paid Hospital confinement)	\$75	\$100
Waiver of Premium (as long as the primary insured remains disabled)	After 90 continuous days of disability	

Refer to Plan Benefit Highlights for complete benefit descriptions and limits on the plan.

The premium and amount of benefits provided above vary based upon the plan selected.

Plan Benefit Highlights

MONTHLY PREMIUMS

BASIC	Age 18-40	Age 41-50	Age 51-60	Age 61-70
Individual	\$16.30	\$23.60	\$32.60	\$44.20
Single Parent Family	\$24.40	\$35.20	\$48.70	\$65.90
Family	\$31.80	\$45.70	\$63.30	\$85.80

ENHANCED	Age 18-40	Age 41-50	Age 51-60	Age 61-70
Individual	\$21.00	\$30.80	\$42.40	\$57.30
Single Parent Family	\$31.40	\$45.80	\$63.30	\$85.60
Family	\$40.80	\$59.50	\$82.30	\$111.30

Plan Benefit Highlights

Only Loss for Cancer: The policy pays only for loss resulting from definitive Cancer treatment including direct extension, metastatic spread or recurrence. Proof must be submitted to support each claim. The policy also covers other conditions or diseases directly caused by Cancer or the treatment of Cancer.

Cancer: A disease which is manifested by autonomous growth (malignancy) in which there is uncontrolled growth, function, or spread (local or distant) of cells in any part of the body. This includes Cancer in situ and malignant melanoma. It does not include other conditions which may be considered precancerous or having malignant potential such as: leukoplakia; hyperplasia; polycythemia; actinic keratosis; myelodysplastic and non-malignant myeloproliferative disorders; aplastic anemia; atypia; non-malignant monoclonal gammopathy; carcinoid; or pre-malignant lesions, benign tumors or polyps.

All diagnoses of Cancer must be positively diagnosed by a legally licensed doctor of medicine certified by the American Board of Pathology or American Board of Osteopathic Pathology. **Benefits under this policy pay the benefit amount shown per covered person due to a covered Cancer unless otherwise specified.**

Diagnostic, Prevention and Cancer Screening Benefit: Pays for a generally medically recognized internal Cancer screening test when a charge is incurred for the test. Tests include but are not limited to mammogram, thinprep pap test, prostate-specific antigen blood test (PSA), colonoscopy and chest x-ray. Refer to the policy for more examples. Screening tests payable under this benefit will ONLY be paid under this benefit and does not include any test payable under the medical imaging benefit. Benefits will only be paid for tests performed after the 30-day period following the covered person's effective date of coverage. This benefit is available without a diagnosis of Cancer.

Cancer Screening Follow-Up Benefit: Payable for one invasive follow-up screening test needed due to an abnormal result from a covered screening test. Diagnostic surgeries which result in a positive diagnosis of Cancer will be paid under the surgical benefit.

Radiation/Chemotherapy/Immunotherapy Benefit: Pays the Actual Charges up to the maximum amount shown when radiation therapy, chemotherapy or immunotherapy is received as defined in the policy, per 12-month period. The 12-month period begins on the first day the covered radiation therapy, chemotherapy or immunotherapy is received. This benefit does not cover other procedures related to radiation/chemotherapy/immunotherapy. This benefit does not include any drugs/medicines covered under the drugs and medicine benefit or the hormone therapy benefit. Actual Charges means the amount actually paid by or on behalf of the insured person and accepted by the provider for services provided.

Medical Imaging Benefit: Pays the indemnity amount for either an MRI, CT scan, CAT scan or PET scan when performed at the request of a physician.

Hormone Therapy Benefit: Drugs and medicines covered under the drugs and medicine benefit or the radiation/chemotherapy/immunotherapy benefit are not included. This benefit does not cover associated administrative processes.

Administrative/Lab Work Benefit: Pays when procedures related to radiation therapy/chemotherapy/immunotherapy treatment occur and benefits are payable during the same calendar month as the radiation therapy/chemotherapy/immunotherapy benefit.

Blood, Plasma and Platelets Benefit: Benefits for blood, plasma and platelets are only provided under this benefit. Laboratory processes and colony-stimulating factors are not covered.

Bone Marrow/Stem Cell Transplant Benefit: Harvesting of bone marrow or stem cells from a donor are not covered under this benefit.

Hospital Confinement Benefit: Payable while confined to a Hospital for at least 18 continuous hours. A Hospital is not an institution, or part thereof, used as a hospice unit, including any bed designated as a hospice or swing bed; a convalescent home; a rest or nursing facility; a rehabilitative facility; an extended care facility; a skilled nursing facility; or a facility primarily affording custodial care, educational care, or care or treatment for persons suffering from mental diseases or disorders, or care for the aged, or drug or alcohol addiction. This benefit is not payable for outpatient treatment.

Drugs and Medicine Benefit: Pays for anti-nausea and pain medication prescribed by a physician and administered while also receiving radiation therapy/chemotherapy/immunotherapy, a covered surgery or a bone marrow/stem cell transplant. It does not include associated administrative processes or drugs or medicines covered under the radiation therapy/chemotherapy/immunotherapy benefit or the hormone therapy benefit.

Attending Physician Benefit: Pays for one physician's visit per day when the services of a physician, other than a surgeon, are required while confined in a Hospital.

U.S. Government/Charity Hospital/HMO Benefit: Payable when an itemized list of services is not available due to confinement in a charity Hospital or a Hospital owned or operated by the U.S. government or covered under an HMO or diagnostic-related group where no charges are made for treatment of Cancer or a covered dread disease. This benefit will be paid in lieu of most benefits covered under this policy.

Ambulance Benefit: If air and ground ambulance services are both required on the same day, we will only pay the higher benefit amount. The covered person must be admitted as an inpatient and Hospital-confined for at least 18 consecutive hours.

Transportation and Lodging Benefits: Pays a benefit for transportation by scheduled bus, plane or train, or by car and outpatient/family lodging to receive radiation therapy, chemotherapy or immunotherapy treatment, bone marrow or stem cell transplant, or surgery in a Hospital not available locally and at least 50 miles from the covered person's residence. Payable for the covered person and one adult family member. If traveling in the same car or lodging in the same room, the benefit is payable only for the covered person. If covered person receives treatment while hospital confined lodging and travel paid once per confinement. Travel must be within the United States or its territories. Pays for one mode of transportation per round trip.

Surgical Benefit: Payable when a surgical operation is performed for covered diagnosed Cancer, skin Cancer, or reconstructive surgery due to Cancer. Benefits are calculated up to a maximum benefit by multiplying the surgical unit value assigned to the procedure, as shown in the most current physician's relative value table, by the unit dollar amount shown in the policy. Two or more surgical procedures performed through the same incision will be considered one operation and benefits will be limited to the most expensive procedure. Diagnostic surgeries that result in a negative diagnosis of Cancer are not covered under this benefit. Bone marrow surgeries and surgeries to implant a permanent prosthetic device, are not covered under this benefit. This benefit is payable for reconstructive breast surgery performed on a nondiseased breast to establish symmetry with a diseased breast when reconstructive surgery on the diseased breast is performed while covered under this policy. Reconstructive surgery to the nondiseased breast must occur within 24 months of the reconstructive surgery of the diseased breast.

Anesthesia Benefit: Services of an anesthesiologist for bone marrow transplants, skin Cancer or surgical prosthesis implantation are not covered.

Outpatient Hospital or Ambulatory Surgical Center Benefit: Surgical procedures for skin Cancer are not covered.

Plan Benefit Highlights (cont.)

Second and Third Surgical Opinion Benefit: Payable once per diagnosis of Cancer for a second surgical opinion and a third if the second disagrees with the first. Surgical opinions for reconstructive, skin Cancer or prosthesis surgeries are not covered.

Prosthesis Benefit: Payable for a prosthetic device received due to Cancer that manifested after the 30th day following the Effective Date and, if surgery is required, its surgical implantation. Prosthetic-related supplies, such as special bras or ostomy pouches and supplies, or hair prosthesis are not covered.

Hair Prosthesis Benefit: Payable once per covered person, per lifetime when a hair prosthesis is needed.

Extended Care Facility Benefit: Pays for physician-authorized confinement that begins within 14 days after a Hospital confinement.

Physical or Speech Therapy Benefit: Therapy must be provided by a caregiver licensed in physical or speech therapy. Benefits payable for any combination of physical or speech therapy treatments up to the max shown.

Hospice Care Benefit: Payable when a physician determines terminal illness with life expectancy of six months or less and approves hospice care at home or in a hospice facility. This benefit does not include well-baby care, volunteer services, meals, housekeeping services or family support after the death.

Home Health Care Benefit: Pays for physician-authorized home health care that begins within 14 days of a Hospital confinement. This benefit does not include nutrition counseling, medical social services, medical supplies, prosthesis or orthopedic appliances, rental or purchase of durable medical equipment, drugs or medicines, child care, meals or housekeeping services, or physical or speech therapy. The service must be provided by a nurse or home health nurse's aid and can not be a family member.

Waiver of Premium Benefit: If the primary insured becomes disabled due to Cancer and remains so for more than 90 continuous days, we will pay all premiums for policy and rider(s) due after the 90th day so long as the primary insured remains disabled. "Disabled" is defined as the primary insured's inability, due to Cancer, to work at any job for which they are qualified by education, training or experience; not working at any job for pay or benefits; and under the care of a physician for the treatment of Cancer. The policy must be in force at the time disability begins and the primary insured must be under age 65.

Experimental Treatment Benefit: Benefits for experimental treatment prescribed by a physician for treatment of Cancer will be provided the same as non-experimental treatment. Coverage for treatments received outside of the United States or its territories is not provided.

Donor Benefit: Pays if a donor incurs expenses on behalf of a covered person for a covered surgery due to organ transplant or a bone marrow/ stem cell transplant. Blood donor expenses are not covered under this benefit.

Dread Disease Benefit: Covered dread diseases: Addison's disease, amyotrophic lateral sclerosis, cystic fibrosis, diphtheria, encephalitis, grand mal epilepsy, Legionnaires' disease, meningitis, multiple sclerosis, muscular dystrophy, myasthenia gravis, Niemann-Pick disease, osteomyelitis, poliomyelitis, Reye's syndrome, rheumatic fever, Rocky Mountain spotted fever, sickle cell anemia, systemic lupus erythematosus, Tay-Sachs disease, tetanus, toxic epidermal necrolysis, toxic shock syndrome, tuberculosis, tularemia, typhoid fever and Whipple's disease.

Inpatient Special Nursing Services Benefit: Pays when a covered person is Hospital-confined and receiving physician-authorized special nursing care (other than that regularly furnished by a Hospital) of at least eight consecutive hours during a 24-hour period.

See your policy for more information regarding the benefits listed above.

Eligibility: The policy/rider(s) will be issued only to those persons who meet American Fidelity's insurability requirements, which includes satisfactory responses to medical questions. You, your lawful spouse and each natural, adopted or step child who is under 26 years of age are eligible to apply for coverage. Eligible child also includes: any child for whom you must provide medical support under an order issued under 14.061, Family Code, or enforceable by a court in Texas; grandchildren if those children are your dependents for federal income tax purposes; and any minor if you are a party in a suit in which the adoption of the child is sought.

Limitations and Exclusions: This policy pays only for loss resulting from definitive Cancer treatment including direct extension, metastatic spread, or recurrence. Proof must be submitted to support each claim. This policy also covers other conditions or diseases directly caused by Cancer or the treatment of Cancer.

Pre-Existing Condition: A Pre-Existing Condition is a Cancer or dread disease for which, within 12 months prior to the effective date of coverage, medical advice, consultation or treatment, including prescribed medications, was recommended by or received from a member of the medical profession or for which symptoms manifested in such a manner as would cause an ordinarily prudent person to seek diagnosis, medical advice or treatment. Pre-Existing Conditions specifically named or described as excluded in any part of the policy are never covered. No benefits are payable for any covered person for any loss incurred during the first year of the policy as a result of a Pre-Existing Condition.

Waiting Period: The policy contains a 30-day waiting period during which no benefits will be paid under the policy. If any Cancer or dread disease is diagnosed before the end of the 30-day period immediately following the effective date, coverage will apply only to loss that is incurred after one year from the effective date. If any covered person is diagnosed as having Cancer or a dread disease during the 30-day period immediately following the effective date, you may elect to void the policy from the beginning and receive a full refund of premium. All benefits are payable only up to the maximum amount listed in the schedule of benefits in the policy.

Termination of Insurance: Policy/rider(s) will terminate and coverage will end on the earliest of 1) the end of the grace period if the premium remains unpaid; 2) the end of the policy/rider(s) month in which we receive a written request from you to terminate the policy/rider(s); or 3) the date of your death, if this is an Individual Plan. If the plan is other than individual, the remaining covered persons may have the right to continue or convert their coverage. Coverage will terminate when they no longer meet the eligibility requirements.

For the spouse, policy/rider(s) will terminate and coverage will end on the earliest of 1) the end of the policy/rider(s) month in which we receive a written request from you to delete the spouse from the policy/rider(s); 2) the end of the premium term in which a divorce or annulment is obtained; or 3) upon their death.

For the child(ren), policy/rider(s) will terminate and coverage will end the earliest of 1) the end of the policy/rider(s) month in which we receive a written request from you to delete the child(ren) from the policy/rider(s); 2) the end of the premium term in which the child ceases to meet the definition of eligible child; or 3) upon their death.

Guaranteed Renewable: You are guaranteed the right to renew your policy/rider(s) during your lifetime as long as you pay premiums when due or within the premium grace period. We have the right to increase premiums by class.

Underwritten and administered by:



American Fidelity Assurance Company
americanfidelity.com

This product may contain limitations, exclusions and waiting periods. This product is inappropriate for people who are eligible for Medicaid coverage.



AF™ Long-Term Disability Income Insurance

Enhanced Plus Plans

Marketed by:



**AMERICAN
FIDELITY** 
a different opinion

EMPLOYER BENEFIT SOLUTIONS
FOR YOUR INDUSTRY

Focus on Recovery, Not Expenses

How would you cover your everyday expenses if you experienced an Injury or Sickness and couldn't work for a period of time? AF™ **Long-Term Disability Income Insurance** provides a steady benefit to cover everyday expenses while you are unable to work due to a covered Disability.

Plan Highlights



Benefits are Payable Directly to You

You have the freedom to use the funds for your daily expenses such as: groceries, mortgage, daycare, etc.



Customized to Meet Your Individual Needs

You can select a benefit amount and elimination period that best meets your financial needs.



Return-to-Work Benefit

Employees may receive a partial benefit for going back to work part-time while still on Disability.

Choose the Right Plan for You

BENEFITS BEGIN on the day of Disability due to a covered Injury or Sickness.

Plan I	On the 1st/4th day	Plan IV	On the 61st day
Plan II	On the 15th day	Plan V	On the 91st day
Plan III	On the 31st day	Plan VI	On the 151st day



Injury means physical harm or damage to the body you sustained which results directly from an accidental bodily Injury, is independent of disease or bodily infirmity; and takes place while your coverage is active.



Sickness means a disease or illness (including pregnancy). Disability must begin while your coverage is active.



Hospital - the term "Hospital" shall not include an institution used by you as a place for rehabilitation; a place for rest or for the aged; a nursing or convalescent home; a long-term nursing unit or geriatrics ward; or an extended care facility for the care of convalescent, rehabilitative, or ambulatory patients.



Disability or disabled for the first 12 months of Disability means that you are unable to perform the material and substantial duties of your regular occupation. After that, Disability means you are unable to perform the material and substantial duties of any gainful occupation for wage or profit for which you are reasonably qualified by training, education, or experience.

Benefit Policy Schedule

Several benefit options are available to you. You may participate in the plan under any one of the benefit levels outlined below, provided the Monthly Disability Benefit level selected does not exceed 70% of your monthly compensation.

Monthly Salary	Monthly Disability Benefit	Accidental Death Benefit	Monthly Premiums					
			Plan I (1st/4th)	Plan II (15th)	Plan III (31st)	Plan IV (61st)	Plan V (91st)	Plan VI (151st)
\$286.00 - \$428.99	\$200.00	\$20,000.00	\$10.16	\$7.28	\$5.80	\$4.92	\$4.16	\$3.12
\$429.00 - \$571.99	\$300.00	\$20,000.00	\$15.24	\$10.92	\$8.70	\$7.38	\$6.24	\$4.68
\$572.00 - \$714.99	\$400.00	\$20,000.00	\$20.32	\$14.56	\$11.60	\$9.84	\$8.32	\$6.24
\$715.00 - \$857.99	\$500.00	\$20,000.00	\$25.40	\$18.20	\$14.50	\$12.30	\$10.40	\$7.80
\$858.00 - \$999.99	\$600.00	\$20,000.00	\$30.48	\$21.84	\$17.40	\$14.76	\$12.48	\$9.36
\$1,000.00 - \$1,142.99	\$700.00	\$20,000.00	\$35.56	\$25.48	\$20.30	\$17.22	\$14.56	\$10.92
\$1,143.00 - \$1,285.99	\$800.00	\$20,000.00	\$40.64	\$29.12	\$23.20	\$19.68	\$16.64	\$12.48
\$1,286.00 - \$1,428.99	\$900.00	\$20,000.00	\$45.72	\$32.76	\$26.10	\$22.14	\$18.72	\$14.04
\$1,429.00 - \$1,571.99	\$1,000.00	\$20,000.00	\$50.80	\$36.40	\$29.00	\$24.60	\$20.80	\$15.60
\$1,572.00 - \$1,714.99	\$1,100.00	\$20,000.00	\$55.88	\$40.04	\$31.90	\$27.06	\$22.88	\$17.16
\$1,715.00 - \$1,857.99	\$1,200.00	\$20,000.00	\$60.96	\$43.68	\$34.80	\$29.52	\$24.96	\$18.72
\$1,858.00 - \$1,999.99	\$1,300.00	\$20,000.00	\$66.04	\$47.32	\$37.70	\$31.98	\$27.04	\$20.28
\$2,000.00 - \$2,142.99	\$1,400.00	\$20,000.00	\$71.12	\$50.96	\$40.60	\$34.44	\$29.12	\$21.84
\$2,143.00 - \$2,285.99	\$1,500.00	\$20,000.00	\$76.20	\$54.60	\$43.50	\$36.90	\$31.20	\$23.40
\$2,286.00 - \$2,428.99	\$1,600.00	\$20,000.00	\$81.28	\$58.24	\$46.40	\$39.36	\$33.28	\$24.96
\$2,429.00 - \$2,571.99	\$1,700.00	\$20,000.00	\$86.36	\$61.88	\$49.30	\$41.82	\$35.36	\$26.52
\$2,572.00 - \$2,714.99	\$1,800.00	\$20,000.00	\$91.44	\$65.52	\$52.20	\$44.28	\$37.44	\$28.08
\$2,715.00 - \$2,857.99	\$1,900.00	\$20,000.00	\$96.52	\$69.16	\$55.10	\$46.74	\$39.52	\$29.64
\$2,858.00 - \$2,999.99	\$2,000.00	\$20,000.00	\$101.60	\$72.80	\$58.00	\$49.20	\$41.60	\$31.20
\$3,000.00 - \$3,142.99	\$2,100.00	\$20,000.00	\$106.68	\$76.44	\$60.90	\$51.66	\$43.68	\$32.76
\$3,143.00 - \$3,285.99	\$2,200.00	\$20,000.00	\$111.76	\$80.08	\$63.80	\$54.12	\$45.76	\$34.32
\$3,286.00 - \$3,428.99	\$2,300.00	\$20,000.00	\$116.84	\$83.72	\$66.70	\$56.58	\$47.84	\$35.88
\$3,429.00 - \$3,571.99	\$2,400.00	\$20,000.00	\$121.92	\$87.36	\$69.60	\$59.04	\$49.92	\$37.44
\$3,572.00 - \$3,714.99	\$2,500.00	\$20,000.00	\$127.00	\$91.00	\$72.50	\$61.50	\$52.00	\$39.00
\$3,715.00 - \$3,857.99	\$2,600.00	\$20,000.00	\$132.08	\$94.64	\$75.40	\$63.96	\$54.08	\$40.56
\$3,858.00 - \$3,999.99	\$2,700.00	\$20,000.00	\$137.16	\$98.28	\$78.30	\$66.42	\$56.16	\$42.12
\$4,000.00 - \$4,142.99	\$2,800.00	\$20,000.00	\$142.24	\$101.92	\$81.20	\$68.88	\$58.24	\$43.68
\$4,143.00 - \$4,285.99	\$2,900.00	\$20,000.00	\$147.32	\$105.56	\$84.10	\$71.34	\$60.32	\$45.24
\$4,286.00 - \$4,428.99	\$3,000.00	\$20,000.00	\$152.40	\$109.20	\$87.00	\$73.80	\$62.40	\$46.80
\$4,429.00 - \$4,571.99	\$3,100.00	\$20,000.00	\$157.48	\$112.84	\$89.90	\$76.26	\$64.48	\$48.36
\$4,572.00 - \$4,714.99	\$3,200.00	\$20,000.00	\$162.56	\$116.48	\$92.80	\$78.72	\$66.56	\$49.92
\$4,715.00 - \$4,857.99	\$3,300.00	\$20,000.00	\$167.64	\$120.12	\$95.70	\$81.18	\$68.64	\$51.48
\$4,858.00 - \$4,999.99	\$3,400.00	\$20,000.00	\$172.72	\$123.76	\$98.60	\$83.64	\$70.72	\$53.04
\$5,000.00 - \$5,142.99	\$3,500.00	\$20,000.00	\$177.80	\$127.40	\$101.50	\$86.10	\$72.80	\$54.60
\$5,143.00 - \$5,285.99	\$3,600.00	\$20,000.00	\$182.88	\$131.04	\$104.40	\$88.56	\$74.88	\$56.16
\$5,286.00 - \$5,428.99	\$3,700.00	\$20,000.00	\$187.96	\$134.68	\$107.30	\$91.02	\$76.96	\$57.72
\$5,429.00 - \$5,571.99	\$3,800.00	\$20,000.00	\$193.04	\$138.32	\$110.20	\$93.48	\$79.04	\$59.28

Benefit Policy Schedule (continued)

Monthly Salary	Monthly Disability Benefit	Accidental Death Benefit	Monthly Premiums					
			Plan I (1st/4th)	Plan II (15th)	Plan III (31st)	Plan IV (61st)	Plan V (91st)	Plan VI (151st)
\$5,572.00 - \$5,714.99	\$3,900.00	\$20,000.00	\$198.12	\$141.96	\$113.10	\$95.94	\$81.12	\$60.84
\$5,715.00 - \$5,857.99	\$4,000.00	\$20,000.00	\$203.20	\$145.60	\$116.00	\$98.40	\$83.20	\$62.40
\$5,858.00 - \$5,999.99	\$4,100.00	\$20,000.00	\$208.28	\$149.24	\$118.90	\$100.86	\$85.28	\$63.96
\$6,000.00 - \$6,142.99	\$4,200.00	\$20,000.00	\$213.36	\$152.88	\$121.80	\$103.32	\$87.36	\$65.52
\$6,143.00 - \$6,285.99	\$4,300.00	\$20,000.00	\$218.44	\$156.52	\$124.70	\$105.78	\$89.44	\$67.08
\$6,286.00 - \$6,428.99	\$4,400.00	\$20,000.00	\$223.52	\$160.16	\$127.60	\$108.24	\$91.52	\$68.64
\$6,429.00 - \$6,571.99	\$4,500.00	\$20,000.00	\$228.60	\$163.80	\$130.50	\$110.70	\$93.60	\$70.20
\$6,572.00 - \$6,714.99	\$4,600.00	\$20,000.00	\$233.68	\$167.44	\$133.40	\$113.16	\$95.68	\$71.76
\$6,715.00 - \$6,857.99	\$4,700.00	\$20,000.00	\$238.76	\$171.08	\$136.30	\$115.62	\$97.76	\$73.32
\$6,858.00 - \$6,999.99	\$4,800.00	\$20,000.00	\$243.84	\$174.72	\$139.20	\$118.08	\$99.84	\$74.88
\$7,000.00 - \$7,142.99	\$4,900.00	\$20,000.00	\$248.92	\$178.36	\$142.10	\$120.54	\$101.92	\$76.44
\$7,143.00 - \$7,285.99	\$5,000.00	\$20,000.00	\$254.00	\$182.00	\$145.00	\$123.00	\$104.00	\$78.00
\$7,286.00 - \$7,428.99	\$5,100.00	\$20,000.00	\$259.08	\$185.64	\$147.90	\$125.46	\$106.08	\$79.56
\$7,429.00 - \$7,571.99	\$5,200.00	\$20,000.00	\$264.16	\$189.28	\$150.80	\$127.92	\$108.16	\$81.12
\$7,572.00 - \$7,714.99	\$5,300.00	\$20,000.00	\$269.24	\$192.92	\$153.70	\$130.38	\$110.24	\$82.68
\$7,715.00 - \$7,857.99	\$5,400.00	\$20,000.00	\$274.32	\$196.56	\$156.60	\$132.84	\$112.32	\$84.24
\$7,858.00 - \$7,999.99	\$5,500.00	\$20,000.00	\$279.40	\$200.20	\$159.50	\$135.30	\$114.40	\$85.80
\$8,000.00 - \$8,142.99	\$5,600.00	\$20,000.00	\$284.48	\$203.84	\$162.40	\$137.76	\$116.48	\$87.36
\$8,143.00 - \$8,285.99	\$5,700.00	\$20,000.00	\$289.56	\$207.48	\$165.30	\$140.22	\$118.56	\$88.92
\$8,286.00 - \$8,428.99	\$5,800.00	\$20,000.00	\$294.64	\$211.12	\$168.20	\$142.68	\$120.64	\$90.48
\$8,429.00 - \$8,571.99	\$5,900.00	\$20,000.00	\$299.72	\$214.76	\$171.10	\$145.14	\$122.72	\$92.04
\$8,572.00 - \$8,713.99	\$6,000.00	\$20,000.00	\$304.80	\$218.40	\$174.00	\$147.60	\$124.80	\$93.60
\$8,714.00 - \$8,856.99	\$6,100.00	\$20,000.00	\$309.88	\$222.04	\$176.90	\$150.06	\$126.88	\$95.16
\$8,857.00 - \$8,999.99	\$6,200.00	\$20,000.00	\$314.96	\$225.68	\$179.80	\$152.52	\$128.96	\$96.72
\$9,000.00 - \$9,142.99	\$6,300.00	\$20,000.00	\$320.04	\$229.32	\$182.70	\$154.98	\$131.04	\$98.28
\$9,143.00 - \$9,285.99	\$6,400.00	\$20,000.00	\$325.12	\$232.96	\$185.60	\$157.44	\$133.12	\$99.84
\$9,286.00 - \$9,428.99	\$6,500.00	\$20,000.00	\$330.20	\$236.60	\$188.50	\$159.90	\$135.20	\$101.40
\$9,429.00 - \$9,570.99	\$6,600.00	\$20,000.00	\$335.28	\$240.24	\$191.40	\$162.36	\$137.28	\$102.96
\$9,571.00 - \$9,713.99	\$6,700.00	\$20,000.00	\$340.36	\$243.88	\$194.30	\$164.82	\$139.36	\$104.52
\$9,714.00 - \$9,856.99	\$6,800.00	\$20,000.00	\$345.44	\$247.52	\$197.20	\$167.28	\$141.44	\$106.08
\$9,857.00 - \$9,999.99	\$6,900.00	\$20,000.00	\$350.52	\$251.16	\$200.10	\$169.74	\$143.52	\$107.64
\$10,000.00 - \$10,142.99	\$7,000.00	\$20,000.00	\$355.60	\$254.80	\$203.00	\$172.20	\$145.60	\$109.20
\$10,143.00 - \$10,285.99	\$7,100.00	\$20,000.00	\$360.68	\$258.44	\$205.90	\$174.66	\$147.68	\$110.76
\$10,286.00 - \$10,428.99	\$7,200.00	\$20,000.00	\$365.76	\$262.08	\$208.80	\$177.12	\$149.76	\$112.32
\$10,429.00 - \$10,570.99	\$7,300.00	\$20,000.00	\$370.84	\$265.72	\$211.70	\$179.58	\$151.84	\$113.88
\$10,571.00 - \$10,713.99	\$7,400.00	\$20,000.00	\$375.92	\$269.36	\$214.60	\$182.04	\$153.92	\$115.44
\$10,714.00 - And Over	\$7,500.00	\$20,000.00	\$381.00	\$273.00	\$217.50	\$184.50	\$156.00	\$117.00

Plan Benefit Highlights

Maximum Benefit Period

Benefits are payable up to the period of time shown in the chart below, based on your age as of the Disability date for when a covered Injury or Sickness begins.

Age	Maximum Benefit Period
Less than age 60	To Social Security Normal Retirement Age (SSNRA)*
60	60 months, or to SSNRA*, whichever is greater
61	48 months, or to SSNRA*, whichever is greater
62	42 months, or to SSNRA*, whichever is greater
63	36 months, or to SSNRA*, whichever is greater
64	30 months, or to SSNRA*, whichever is greater
65	24 months, or to SSNRA*, whichever is greater
66	21 months, or to SSNRA*, whichever is greater
67	18 months, or to SSNRA*, whichever is greater
68	15 months, or to SSNRA*, whichever is greater
Age 69 or older	12 months, or to SSNRA*, whichever is greater

**Age at which you are entitled to unreduced Social Security benefits based on current Social Security Amendments.*

Social Security Filing Assistance

If you are a candidate for social security Disability benefits, we can assist you with the application and appeal process.

When Coverage Begins

Certificates will become effective on the requested effective date following the date we approve the application, provided you are on active employment and premium has been paid.

Physician Expense Benefit

Injury - \$150.00 per Injury
Sickness - \$50.00

If you need personal treatment by a physician due to an Injury or Sickness, we will pay the amount shown above provided no other claim has been paid under the policy. This benefit will be paid for Sickness only if the treatment is received during one full day of Disability during which you missed one full day of work. To be eligible for more than one payment for the same or related condition due to Sickness, you must have returned to work for at least 14 consecutive scheduled workdays. You are not required to miss one full day of work in order to receive the Injury Benefit.

Accidental Death Benefit

A lump sum of \$20,000 will be paid to your designated beneficiary if you die as the direct result of an Injury within 90 days after the Injury.

Hospital Confinement Benefit

A Hospital Confinement Benefit will be paid each day you are confined as a patient in a Hospital due to an Injury or Sickness, for up to 60 days. The amount payable is 1 times the Disability Benefit which will be pro-rated on a daily basis. This benefit will not be reduced by Deductible Sources of Income. The Hospital confinement must be at least 18 continuous hours in duration. This benefit will begin after you've met your elimination period.

Waiver of Premium

No premium payments are required while you are receiving payments under the plan after Disability payments have been received for 180 consecutive days. We will require proof annually that you remain Disabled during that time.

Donor Benefit

If you are Disabled as a result of being an organ or tissue donor, we will pay your benefit as any other Sickness under the terms of the plan.



Offsets With Other Sources of Income

Deductible Sources of Income include:

- Other group Disability income.
- Governmental or other retirement system, whether due to Disability, normal retirement or voluntary election of retirement benefits.
- United States Social Security Act or similar plan or act, including any amounts due your dependent(s) on account of your Disability.
- State Disability.
- Unemployment compensation.
- Sick leave or other salary or wage continuance plans provided by the employer which extend beyond 60 (Plans I, II, III, & IV), 90 (Plan V) and 150 (Plan VI) calendar days from the date of Disability.

We reserve the right to estimate these Deductible Sources of Income that you may receive as defined in your certificate.

Minimum Disability Benefit

The Minimum Disability Benefit is 10% of the Monthly Disability Benefit or \$100.00, whichever is greater.

If You Are Disabled Due to a Covered Disability and Not Working

Your Disability payment will be the Disability Benefit described in the benefit schedule less any Deductible Sources of Income you receive or are entitled to receive. No Disability payment will be provided for any period in which you are not under the regular and appropriate care of a physician.

Return To Work Incentives: Disabled and Working

If you are Disabled and working, you may be eligible to continue to receive a percentage of your Disability payment in addition to your Disability earnings. If your Disability earnings exceed 80% of your monthly compensation, payments will stop and your claim will end.

• Family Care Benefit

If you are Disabled and working and have one or more eligible family members, you may be eligible for a Family Care Benefit. This benefit is for expenses incurred up to 25% of your Monthly Disability Benefit. Your Disability earnings, gross Disability Benefit, and Family Care Benefit cannot exceed 100% of your monthly compensation. Payment of this benefit ends when you cease to be eligible for benefits under the Disabled and working provision of the policy.

• Worksite Accommodation

As a part of our claims evaluation process, if worksite modifications may assist your return to work, we will evaluate your claim for appropriate action.

Mental Illness Limited Benefit

If you are Disabled due to a mental illness, benefits will be provided for up to 2 years, not to exceed the maximum Disability period.

Alcoholism and Drug Addiction Limited Benefit

If you are Disabled due to alcoholism or drug addiction, a limited benefit of up to 15 days for each Disability will be paid. Benefits will not be paid beyond the maximum benefit period. If drug addiction is sustained at the hands of, or while under the regular and appropriate care of a physician in the course of treatment for Injury or Sickness, it will be covered the same as any other Sickness.

Special Conditions Limited Benefit

If you are Disabled due to Special Conditions and under the regular and appropriate care of a physician, benefits will be provided for up to 2 years. Special Conditions means: chronic fatigue syndrome; fibromyalgia; any disease, disorder, accident or Injury of the neck or back not resulting in hemiplegia, paraplegia, or quadriplegia; environmental allergic illness including, but not limited to sick building syndrome and multiple chemical sensitivity; and Self-Reported Symptoms. Self-Reported Symptoms are symptoms that the insured tells their physician that are not verifiable using tests, procedures or clinical examinations. Examples include: headaches, pain, fatigue, stiffness, soreness, ringing in ears, dizziness, numbness, or loss of energy.

Pre-Existing Condition Limitation

A limited benefit up to 1 month's Disability Benefit will be payable for Disability due to a Pre-Existing Condition. This provision will not apply if you have: gone treatment-free; incurred no expense; taken no medication; and received no diagnosis or advice from a physician, for 12 consecutive months for such condition(s).

This limitation will not apply to a Disability resulting from a Pre-Existing Condition that begins after you have been continuously covered under the policy for 24 months.

Any increase in benefits will be subject to this Pre-Existing Condition limitation. A new Pre-Existing Condition period must be met with respect to any increase applied for and approved by us.

Pre-Existing Condition means a disease, Injury, Sickness, physical condition or mental illness for which you: had treatment; incurred expense; took medication; received care or services including diagnostic testing or related measures; or received a diagnosis or advice from a physician, during the 12 month period immediately before your effective date of coverage. The term Pre-Existing Condition will also include conditions which are related to such disease, Injury, Sickness, physical condition, or mental illness.

Benefit Riders and Limitations

Hospital Indemnity Limited Benefit Rider

This rider is designed to pay a daily benefit amount for a Hospital Confinement, up to a maximum of 90 days, if you are confined to a Hospital.

Benefits are not payable for Injury or Sickness incurred in the first 12 months of coverage due to a Pre-Existing Condition as defined in the base policy. Patient must be confined to a Hospital for a minimum of 18 hours and charged room and board.

Daily Benefit	Monthly Premium
\$100.00	\$6.00
\$150.00	\$9.00



Spousal Accident Only Disability Benefit Rider

This rider is designed to provide a monthly benefit if your Spouse suffers a Disability due to a non-occupational accident.

Pays a monthly benefit amount to you for your Spouse who is Disabled as a result of a non-occupational accident. Benefits begin on the 31st consecutive day after the Injury and will continue for up to two years.

Monthly Benefit Amount	Annual Salary	Monthly Premium
\$500.00	up to \$10,000.00	\$4.00
\$1,000.00	\$10,001.00 - \$20,000.00	\$8.00
\$1,500.00	\$20,001.00 - \$30,000.00	\$12.00
\$2,000.00	\$30,001.00 and over	\$16.00

COBRA Funding Rider

This rider is designed to help cover the cost of COBRA premiums if you elect COBRA coverage while you are receiving Disability Benefits.

In order to receive benefits under this rider, you must: be receiving benefits under your Disability base plan; elect medical COBRA coverage; and be paying medical COBRA premiums. This benefit will pay up to the end of the Disability benefit period or to the end of your medical COBRA benefit period, whichever occurs first.

Monthly Benefit Amount	Monthly Premium
\$300.00	\$4.50
\$400.00	\$6.00
\$500.00	\$7.50
\$600.00	\$9.00

Survivor Benefit Rider

This rider is designed to provide a benefit to your beneficiary or estate, if you die while receiving Disability Benefits.

Benefits are payable if you have been Disabled and not working for at least 90 days, and die while receiving Disability Benefits. Pays a monthly benefit up to one year or until the maximum Disability period is exhausted, whichever occurs first.

Monthly Benefit Amount	Monthly Premium
\$2,000.00	\$6.80

Critical Illness Benefit Rider

This rider is designed to provide a lump sum benefit based on diagnosis of a certain Critical Illness.

Benefits are payable at a one-time lump sum benefit amount based on diagnosis of the following conditions heart attack, stroke, kidney failure, paralysis, or major organ failure. In the case of heart attack, a physician must make the diagnosis and treatment must occur within 72 hours of the onset of symptoms.

Benefit Amount	Monthly Premium
\$10,000.00	\$9.80
\$15,000.00	\$13.18
\$20,000.00	\$16.56
\$25,000.00	\$19.94

Benefit Rider Limitations and Exclusions

Hospital Indemnity Limited Benefit Rider

The Hospital Confinement Benefit will not be payable for an Injury or Sickness incurred in the first 12 months of coverage if the Injury or Sickness is caused by or resulting from a Pre-Existing Condition as defined in the policy. In addition to the exclusions listed in the policy, no benefits will be payable under this rider for any Hospital confinement that is caused by or resulting from mental illness or drug or alcohol abuse. Benefits are reduced by 50% at age 70. Successive Hospital stays will be considered as one confinement if they are separated by less than 90 days of confinement to a Hospital.

The term "Hospital" shall not include an institution used by you as a place for rehabilitation; a place for rest or for the aged; a nursing or convalescent home; a long-term nursing unit or geriatrics ward; or as an extended care facility for the care of convalescent, rehabilitative, or ambulatory patients.

Critical Illness Benefit Rider

The Critical Illness Benefit rider will not be payable for any loss caused by or resulting from: a Critical Illness when the date of diagnosis occurs during the waiting period; a Critical Illness diagnosed outside of the United States; or a Sickness or Injury not specifically defined in this Rider.

No Critical Illness Benefit will be payable for a Critical Illness which is caused by or resulting from a Pre-Existing Condition when the Critical Illness date of diagnosis occurs before you have been continuously covered under this rider for 12 consecutive months. Following 12 consecutive months this exclusion does not apply.

Pre-Existing Condition means a disease, Injury, Sickness, physical condition or mental illness for which you have experienced any of the following: treatment; incurred expense; took medication; received care or services including diagnostic testing or related measures; or received a diagnosis or advice from a physician, during the 12-month period immediately before the effective date of this rider. The term Pre-Existing Condition will also include conditions which are related to such disease, Injury, Sickness, physical condition or mental illness. Benefits reduce by 50% at age 70. No benefits will be paid for a Critical Illness when the date of diagnosis occurs during the Critical Illness waiting period. The waiting period is 30 days from the effective date of this rider.

COBRA Funding Benefit Rider

Proof of election of medical COBRA continuation must be provided to American Fidelity. Proof of continued medical COBRA participation will be required before benefits are paid under this rider. Your employment must have terminated for the benefit to be payable.

Spousal Accident Only Disability Benefit Rider

This rider does not provide benefits for your Spouse for any Disability, fatal or non-fatal, which results from any of the following: intentionally self-inflicted Injury while sane or insane; an act of war, declared or undeclared; Injury sustained or contracted while in the service of the armed forces of any country; committing a felony; penal incarceration. American

Fidelity will not pay benefits during any period for which your Spouse is incarcerated in a penal or correctional institution or for any Injury that occurs while your Spouse is incarcerated in a penal or correctional institution; Injury arising out of and in the course of any occupation for wage or profit or for which your Spouse is entitled to Workers' Compensation. The term "entitled to Workers' Compensation" shall also include Workers' Compensation claim settlements which occur via compromise and release. Further, no benefits will be paid under this policy for any period during which your Spouse is entitled to Workers' Compensation benefits; participation in any sport for wage or profit; participation in any contest of speed in a power driven vehicle for wage or profit.

Spouse means the person you are lawfully married to who is less than age 70. Your spouse must be engaged in Full Time Employment for benefits to be payable. Full Time Employment means your spouse is employed an average of 25 or more hours per week for pay or benefits. Full Time Employment does not include any hours your spouse is working while self-employed. No benefits are payable for your Spouse under this rider for a Disability from an Injury that occurred outside of the United States or its territories. No benefit will be provided for any period in which your Spouse is not under the regular and appropriate care of a physician. No benefits will be paid for any Injury to your Spouse which is caused by or resulting from Spousal abuse.

Survivor Benefit Rider

The policy does not cover any loss, fatal or non-fatal, which results from: intentionally self-inflicted Injury while sane or insane; an act of war, declared or undeclared; Injury sustained or Sickness contracted while in the service of the armed forces of any country; committing a felony; penal incarceration. American Fidelity will not pay benefits for Disability or any other loss for any period for which you are incarcerated in a penal or correctional institution for a period of 30 consecutive days or longer; or Injury or Sickness arising out of and in the course of any occupation for wage or profit or for which you are entitled to Workers' Compensation. No Disability payment will be provided for any period in which you are not under the regular and appropriate care of a physician.

Your coverage with respect to the riders listed above will end on the earliest of these dates: the end of the last period for which premium has been paid; the date you notify us in writing to terminate coverage; the date the rider is discontinued; the date the policy is discontinued; or the date your employment terminates.

Availability of riders may vary by state, employer and short-term coverage with a benefit period of less than 12 months. Additional riders are subject to our general underwriting guidelines and coverage is not guaranteed. Riders have limitations, exclusions, and waiting periods. Refer to your policy for complete details. These riders will terminate on the same date as the policy or certificate to which it is attached.

Policy Exclusions

The policy does not cover any loss, fatal or non-fatal, resulting from:

- Intentionally self-inflicted Injury while sane or insane.
- An act of war, declared or undeclared.
- Injury sustained or Sickness contracted while in the service of the armed forces of any country.
- Committing a felony.
- Penal incarceration. We will not pay benefits for Disability or any other loss during any period for which you are incarcerated in a penal or correctional institution for a period of 30 consecutive days or longer.
- Injury or Sickness arising out of and in the course of any occupation for wage or profit or for which you are entitled to Workers' Compensation.

The term "entitled to Workers' Compensation" shall also include Workers' Compensation claim settlements that occur via compromise and release. Further, no benefits will be paid under this policy for any period during which you are entitled to Workers' Compensation benefits.

Your coverage may be extended for up to 1 year during a leave of absence approved in writing by your employer. Coverage will continue as long as the group policy remains in force, the premiums are paid and you remain eligible for the coverage under the policy. Your coverage will end when you no longer qualify as an insured, you retire, you are not on active employment, or your employment terminates. Your coverage can be terminated on any premium due date with 31 days advance notice. If premium rates are increased, we will provide a 60 day advance notice.



Your benefits, all in one place.

Manage your American Fidelity benefits and reimbursement accounts through your online account or the AFmobile® app.

Policy provisions and benefits may vary if you reside in a state other than your employer's state of domicile.

Pre-Existing Conditions may apply.

This brochure highlights important features of the policy. Please refer to your certificate for complete details.



Underwritten and administered by:
American Fidelity Assurance Company
800-662-1113 • americanfidelity.com



By your side

Aetna® Critical Illness Plan

Be prepared for what happens next

Critical illness coverage can keep you focused on your health when it matters most. This is extra coverage to help ease financial worries during a stressful time.

What is the Aetna Critical Illness Plan?

The Aetna Critical Illness Plan pays benefits when a doctor diagnoses you with a covered serious illness or condition. For instance, a heart attack, stroke, cancer and more.* You can use the benefits to help pay out-of-pocket medical costs. Or you can use the benefits for everyday expenses.

How is this different from a major medical plan?

Medical plans help pay providers for services and treatment. But those plans usually don't cover all of the medical costs or unexpected out-of-pocket expenses that can come with a serious illness.

The Aetna Critical Illness Plan pays benefits directly to **you**. You'll get extra cash when you need it most. It can help fill in the gaps, making it a great companion to your major medical plan.

How can you use the cash benefits?

It's completely up to you. You can put the money towards:

- Deductibles or co-pays
- Mortgage or rent
- Groceries or utility bills

And so much more! Use the benefits any way **you** choose.

Easy to use

Online tools make it easy to manage your plan. File a claim in about 90 seconds or less if you have a covered illness. We will pay benefits directly to you by check or direct deposit.

Insurance plans are offered and/or underwritten by Aetna Life Insurance Company (Aetna) at 151 Farmington Ave., Hartford, CT, 06156. Policy forms issued in Idaho include: GR-96844.

*Refer to your plan documents to see all covered illnesses under the plan.



Did you know?

More than **1 in 3** Americans have heart disease, making it the most expensive health condition in the U.S. at a combined \$555 billion¹.

Less stress



Dan* knows that heart disease runs in his family. And when a heart attack struck, he was thankful he had the Aetna® Critical Illness plan.

He filed his claim online and since he had signed up for direct deposit, his benefits went directly into his bank account. He was able to use the money to help pay his out-of-pocket medical costs and other bills, like his son's day care tuition.

An Aetna Simplified Claims Experience™

Just register on the **My Aetna Supplemental** app or the member portal at [Myaetnasupplemental.com](https://myaetnasupplemental.com) to view plan documents, submit and track claims, access discounts, and sign up for direct deposit. You can also access the portal from [Aetna.com](https://aetna.com).

Filing a claim is easy! Click "Report New Claim" and answer a few quick questions. You can also print and mail a paper claim form to Aetna Voluntary Plans. If you have any questions, call member services at **1-800-800-8121 (TTY:711)**, Monday through Friday, 8 AM. to 6 PM.



¹WebMD. Top 11 Medical Expenses. November, 2021. Available at: <https://www.webmd.com/healthy-aging/ss/slideshow-top-11-medical-expenses>. Accessed June 3, 2023.

* For illustrative purposes only; does not reflect events experienced by an actual participant.



Benefit Summary



Aetna® Critical Illness Plan

Dilley Independent School District

6500781

The critical illness plan helps financially



- You'll get guaranteed enrollment, with no Evidence of Insurability.
- You can pay premiums easily through payroll deduction.
- If you're no longer eligible for coverage, you can take your plans with you by paying premiums directly to Aetna.

Financial support in your time of need.

Have questions about the plan? Call us toll-free at **1-800-800-8121 (TTY: 711)**, Monday through Friday, 8 AM to 6 PM. We're here to answer questions before and after you enroll. In case of emergency, call 911 or your local emergency hotline, or go directly to an emergency care facility.

This is a summary of your benefits. See the plan documents for a complete description of the benefits, exclusions, limitations, and conditions of coverage.

Note: The Aetna Critical Illness Plan pays benefits for the diagnosis of a covered illness, condition, or treatment. The plan doesn't pay benefits for diagnoses that occur before your plan's effective date. If you or a covered dependent are diagnosed with two or more critical illnesses on the same day, we will pay the diagnosis with the highest benefit amount.



Critical illness plan



Face amount

Coverage by member	Percentage	Option 1	Option 2	Option 3	Option 4	Option 5
Your — face amount	100%	\$10,000	\$20,000	\$30,000	\$40,000	\$50,000
Spouse — percent of employee face amount or benefit amount	100%	\$10,000	\$20,000	\$30,000	\$40,000	\$50,000
Child(ren) — percent of employee face amount or benefit amount	50%	\$5,000	\$10,000	\$15,000	\$20,000	\$25,000

Note: The face amount is the maximum benefit a plan pays for a covered diagnosis for a member. Your benefits are based on a percentage of the face amount, or a specific dollar amount, as shown. Your dependents' benefits are based on a percentage of your benefits. See the plan documents for complete details, including limitations and exclusions that apply.

Critical illness benefits — autoimmune

Covered benefit	Percentage of face amount
Addison's disease (<i>adrenal hypofunction</i>)	25%
Lupus	25%
Multiple sclerosis	100%
Myasthenia gravis	25%
Muscular dystrophy	25%

Critical illness benefits — childhood conditions

Covered benefit	Percentage of face amount
Autism spectrum disorder (<i>type I, II & III</i>)	\$1,500
Cerebral palsy	100%
Cleft lip or cleft palate	100%
Congenital heart defect	100%
Cystic fibrosis	100%
Down syndrome	100%
Sickle cell anemia	100%
Spina bifida	100%

Note: All childhood conditions must be diagnosed after live birth and before the age of 6.

Critical illness benefits — chronic condition

Covered benefit	Percentage of face amount
Diabetes — type I	50%
Primary sclerosing cholangitis (<i>PSC</i>)	25%
Systemic sclerosis (<i>scleroderma</i>)	25%

Note: Diabetes are subject to a 1 benefit per lifetime maximum combined for both diagnoses.

Critical illness plan



Critical illness benefits — infectious disease

Covered benefit	Percentage of face amount
Cholera	25%
Coronavirus	100%
Creutzfeldt-Jakob disease	25%
Diphtheria	25%
Ebola	25%
Encephalitis	25%
Hepatitis — occupational	25%
Human immunodeficiency virus (HIV) - occupational	25%
Legionnaire's disease	25%
Lyme disease	25%
Malaria	25%
Meningitis — amebic, bacterial, fungal, parasitic, viral	25%
Methicillin-resistant staphylococcus aureus (MRSA)	25%
Necrotizing fasciitis	25%
Osteomyelitis	25%
Pneumonia	25%
Poliomyelitis	25%
Rabies	25%
Rocky mountain spotted fever (<i>RMSF</i>)	25%
Septic shock and Severe sepsis	25%
Tetanus	25%
Tuberculosis (<i>TB</i>)	25%
Tularemia	25%
Typhoid Fever	25%
Variant influenza virus (<i>swine flu in humans</i>)	25%

Note: Infectious disease benefits are available 1 per disease, per year, per person.

Note: Coronavirus, Creutzfeldt-Jakob disease, Ebola, pneumonia, septic shock and severe sepsis, tetanus, tularemia, and variant influenza virus (swine flu in humans) benefits require a hospital stay of **at least 5 days** to be eligible for benefits.

Critical illness benefits — neurological (*brain*)

Covered benefit	Percentage of face amount
Advanced dementia	25%
Amyotrophic lateral sclerosis (<i>ALS</i>)	100%
Alzheimer's disease	100%
Benign brain or spinal cord tumor	100%
Coma (<i>non-induced</i>)	100%
Huntington's disease	100%
Parkinson's disease	25%
Persistent vegetative state (<i>PVS</i>)	100%
Ruptured aneurysm	25%
Stroke	100%
Transient ischemic attack (<i>TIA</i>)	25%

Note: Maximum 1 TIA diagnosis per lifetime.

Critical illness plan



Critical illness benefits — other

Covered benefit	Percentage of face amount
Aplastic anemia	25%
Bone marrow transplant (<i>Include autologous</i>)	100%
End-stage renal or kidney failure	100%
Hemophilia	100%
Idiopathic pulmonary fibrosis	100%
Loss of hearing	100%
Loss of sight (<i>blindness</i>)	100%
Loss of speech	100%
Major organ failure (<i>heart, liver, lung(s), or pancreas</i>)	100%
Paralysis — quadriplegia	100%
Paralysis — triplegia	100%
Paralysis — paraplegia	100%
Paralysis — hemiplegia	100%
Paralysis — diplegia	100%
Paralysis — monoplegia	100%
Sarcoidosis	25%
Burns (<i>third degree</i>)	100%

Note: Maximum 1 bone marrow transplant per lifetime.

Note: Sarcoidosis requires a hospital stay of at least 5 days to be eligible for benefits.

Critical illness benefits — vascular (*heart*)

Covered benefit	Percentage of face amount
Coronary artery condition requiring bypass surgery	25%
Heart attack (<i>myocardial infarction</i>)	100%
Heart arrhythmia	25%
Sudden cardiac arrest	100%

Note: Maximum 1 sudden cardiac arrest diagnosis per lifetime.

Critical illness plan features

Covered benefit	Percentage of face amount
Subsequent (<i>other</i>) critical illness diagnosis	100%
Recurrence (<i>same</i>) critical illness diagnosis	100%

Note: Recurrence (*same*) illness diagnoses must occur at least 90 days after initial diagnosis.

Critical illness plan



Cancer benefits

Covered benefit	Percentage of face amount
Cancer (<i>invasive</i>)	100%
Carcinoma in situ (<i>non-invasive</i>)	25%
Skin cancer	\$1,000
Recurrence cancer (<i>invasive</i>) diagnosis	100%
Recurrence carcinoma in situ (<i>non-invasive</i>) diagnosis	100%

Note: Maximum 1 skin cancer diagnosis per lifetime.
Note: Recurrence (*same*) cancer diagnoses must occur at least 90 treatment-free days after initial diagnosis.

Additional plan benefits

Covered benefit	Benefit amount
Waiver of premium	Included

Critical illness plan



Additional plan benefits

Covered benefit	Benefit amount
Health screening benefit (<i>pays once per member per plan year for covered preventive tests</i>)	\$100

Covered health screenings.

- Bone marrow screening
- Bone mass density measurement (DEXA, DXA)
- Biopsies for cancer
- Blood chemistry panel
- Breast sonogram
- Breast MRI
- Breast ultrasound
- Cancer antigen 125 blood test for ovarian cancer (CA 125)
- Carotid doppler ultrasound
- Chest x-ray (CXR)
- Cytologic screening
- Cancer antigen 15-3 blood test for breast cancer (CA 15-3)
- Carcinoembryonic antigen blood test for colon cancer (CEA)
- Clinical testicular exam
- Colonoscopy
- Complete blood count (CBC)
- Dental exam
- Digital rectal exam (DRE)
- Doppler screening for cancer
- Doppler screenings for peripheral vascular disease (also known as arteriosclerosis)
- Electroencephalogram (EEG)
- Electrocardiogram (EKG, ECG)
- Echocardiogram (ECHO)
- Endoscopy
- Eye exam
- Fasting blood glucose test
- Fasting plasma glucose test
- Flexible sigmoidoscopy
- Hearing test
- Hemoccult stool analysis
- Hemoglobin A1C
- Human papillomavirus vaccination (HPV)
- Infectious disease testing
- Immunizations
- Lipoprotein profile (serum plus HDL, LDL, total cholesterol, and triglycerides)
- Mammography
- Oral cancer screening
- Pap smear
- Prostate specific antigen (PSA) test
- Routine health check-up exam
- Skin cancer biopsy
- Skin cancer screening
- Skin exam
- Serum protein electrophoresis (blood test for myeloma)
- Successful completion of smoking cessation program
- Stress test on bicycle or treadmill
- Test for sexually transmitted infections (STIs)
- Thermography
- ThinPrep pap test
- Two-hour post-load plasma glucose test
- Ultrasound for cancer detection
- Ultrasound screening for abdominal aortic aneurysms
- Virtual colonoscopy

Note: COVID-19 testing is an eligible health screening benefit.

Aetna® Critical Illness Plan rates



Monthly rates are shown below. Your employer will determine your deductions based on your payroll cycle.

Rates are based on your (the subscriber's) age and tobacco usage.

Non-tobacco rates

Option 1 face amount: \$10,000

Age	You only	You + spouse	You + children	You + family
<25	\$5.00	\$10.82	\$5.00	\$10.82
25-29	\$6.54	\$14.17	\$6.54	\$14.17
30-34	\$8.69	\$18.70	\$8.69	\$18.70
35-39	\$12.07	\$25.73	\$12.07	\$25.73
40-44	\$15.64	\$33.38	\$15.64	\$33.38
45-49	\$18.16	\$40.00	\$18.16	\$40.00
50-54	\$20.94	\$47.66	\$20.94	\$47.66
55-59	\$23.38	\$54.33	\$23.38	\$54.33
60-64	\$26.09	\$60.50	\$26.09	\$60.50
65-69	\$28.72	\$64.60	\$28.72	\$64.60
70+	\$35.68	\$79.46	\$35.68	\$79.46

Option 2 face amount: \$20,000

Age	You only	You + spouse	You + children	You + family
<25	\$8.44	\$18.13	\$8.44	\$18.13
25-29	\$11.03	\$23.83	\$11.03	\$23.83
30-34	\$14.88	\$31.93	\$14.88	\$31.93
35-39	\$20.95	\$44.70	\$20.95	\$44.70
40-44	\$27.59	\$59.26	\$27.59	\$59.26
45-49	\$32.58	\$72.43	\$32.58	\$72.43
50-54	\$38.01	\$87.53	\$38.01	\$87.53
55-59	\$42.91	\$101.01	\$42.91	\$101.01
60-64	\$48.65	\$114.06	\$48.65	\$114.06
65-69	\$54.63	\$123.80	\$54.63	\$123.80
70+	\$69.12	\$154.61	\$69.12	\$154.61

Option 3 face amount: \$30,000

Age	You only	You + spouse	You + children	You + family
<25	\$11.88	\$25.44	\$11.88	\$25.44
25-29	\$15.52	\$33.49	\$15.52	\$33.49
30-34	\$21.07	\$45.16	\$21.07	\$45.16
35-39	\$29.83	\$63.66	\$29.83	\$63.66
40-44	\$39.54	\$85.13	\$39.54	\$85.13
45-49	\$46.99	\$104.86	\$46.99	\$104.86
50-54	\$55.08	\$127.41	\$55.08	\$127.41
55-59	\$62.45	\$147.68	\$62.45	\$147.68
60-64	\$71.22	\$167.63	\$71.22	\$167.63
65-69	\$80.54	\$183.00	\$80.54	\$183.00
70+	\$102.57	\$229.76	\$102.57	\$229.76

Option 4 face amount: \$40,000

Age	You only	You + spouse	You + children	You + family
<25	\$16.42	\$35.08	\$16.42	\$35.08
25-29	\$21.44	\$46.21	\$21.44	\$46.21
30-34	\$29.19	\$62.54	\$29.19	\$62.54
35-39	\$41.46	\$88.50	\$41.46	\$88.50
40-44	\$55.15	\$118.89	\$55.15	\$118.89
45-49	\$65.75	\$147.03	\$65.75	\$147.03
50-54	\$77.28	\$179.16	\$77.28	\$179.16
55-59	\$87.80	\$208.15	\$87.80	\$208.15
60-64	\$100.44	\$236.89	\$100.44	\$236.89
65-69	\$114.01	\$259.38	\$114.01	\$259.38
70+	\$145.66	\$326.55	\$145.66	\$326.55

Option 5 face amount: \$50,000

Age	You only	You + spouse	You + children	You + family
<25	\$20.10	\$42.90	\$20.10	\$42.90
25-29	\$26.25	\$56.56	\$26.25	\$56.56
30-34	\$35.82	\$76.71	\$35.82	\$76.71
35-39	\$50.97	\$108.81	\$50.97	\$108.81
40-44	\$67.95	\$146.60	\$67.95	\$146.60
45-49	\$81.19	\$181.75	\$81.19	\$181.75
50-54	\$95.56	\$221.87	\$95.56	\$221.87
55-59	\$108.72	\$258.14	\$108.72	\$258.14
60-64	\$124.60	\$294.25	\$124.60	\$294.25
65-69	\$141.76	\$322.78	\$141.76	\$322.78
70+	\$181.48	\$407.03	\$181.48	\$407.03

Tobacco rates**Option 1 face amount: \$10,000**

Age	You only	You + spouse	You + children	You + family
<25	\$7.13	\$15.35	\$7.13	\$15.35
25-29	\$9.46	\$20.57	\$9.46	\$20.57
30-34	\$12.65	\$27.75	\$12.65	\$27.75
35-39	\$17.86	\$39.09	\$17.86	\$39.09
40-44	\$23.55	\$52.36	\$23.55	\$52.36
45-49	\$28.17	\$64.75	\$28.17	\$64.75
50-54	\$33.18	\$79.25	\$33.18	\$79.25
55-59	\$37.37	\$91.60	\$37.37	\$91.60
60-64	\$42.80	\$103.72	\$42.80	\$103.72
65-69	\$48.32	\$111.89	\$48.32	\$111.89
70+	\$61.73	\$139.49	\$61.73	\$139.49

Option 2 face amount: \$20,000

Age	You only	You + spouse	You + children	You + family
<25	\$12.40	\$26.87	\$12.40	\$26.87
25-29	\$16.56	\$36.32	\$16.56	\$36.32
30-34	\$22.48	\$49.72	\$22.48	\$49.72
35-39	\$32.21	\$71.10	\$32.21	\$71.10
40-44	\$43.10	\$96.90	\$43.10	\$96.90
45-49	\$52.28	\$121.60	\$52.28	\$121.60
50-54	\$62.18	\$150.41	\$62.18	\$150.41
55-59	\$70.58	\$175.23	\$70.58	\$175.23
60-64	\$81.76	\$200.19	\$81.76	\$200.19
65-69	\$93.52	\$218.06	\$93.52	\$218.06
70+	\$120.92	\$274.35	\$120.92	\$274.35

Option 3 face amount: \$30,000

Age	You only	You + spouse	You + children	You + family
<25	\$17.66	\$38.39	\$17.66	\$38.39
25-29	\$23.66	\$52.06	\$23.66	\$52.06
30-34	\$32.31	\$71.69	\$32.31	\$71.69
35-39	\$46.56	\$103.12	\$46.56	\$103.12
40-44	\$62.65	\$141.44	\$62.65	\$141.44
45-49	\$76.38	\$178.46	\$76.38	\$178.46
50-54	\$91.18	\$221.56	\$91.18	\$221.56
55-59	\$103.78	\$258.86	\$103.78	\$258.86
60-64	\$120.72	\$296.65	\$120.72	\$296.65
65-69	\$138.72	\$324.23	\$138.72	\$324.23
70+	\$180.11	\$409.21	\$180.11	\$409.21

Option 4 face amount: \$40,000

Age	You only	You + spouse	You + children	You + family
<25	\$24.56	\$53.45	\$24.56	\$53.45
25-29	\$32.94	\$72.62	\$32.94	\$72.62
30-34	\$45.13	\$100.30	\$45.13	\$100.30
35-39	\$65.24	\$144.72	\$65.24	\$144.72
40-44	\$88.03	\$199.18	\$88.03	\$199.18
45-49	\$107.62	\$252.01	\$107.62	\$252.01
50-54	\$128.70	\$313.49	\$128.70	\$313.49
55-59	\$146.71	\$366.79	\$146.71	\$366.79
60-64	\$171.01	\$421.02	\$171.01	\$421.02
65-69	\$196.97	\$460.95	\$196.97	\$460.95
70+	\$256.27	\$582.68	\$256.27	\$582.68

Option 5 face amount: \$50,000

Age	You only	You + spouse	You + children	You + family
<25	\$30.20	\$65.79	\$30.20	\$65.79
25-29	\$40.54	\$89.48	\$40.54	\$89.48
30-34	\$55.66	\$123.82	\$55.66	\$123.82
35-39	\$80.61	\$179.00	\$80.61	\$179.00
40-44	\$108.97	\$246.88	\$108.97	\$246.88
45-49	\$133.43	\$312.90	\$133.43	\$312.90
50-54	\$159.76	\$389.70	\$159.76	\$389.70
55-59	\$182.28	\$456.35	\$182.28	\$456.35
60-64	\$212.74	\$524.33	\$212.74	\$524.33
65-69	\$245.38	\$574.66	\$245.38	\$574.66
70+	\$319.66	\$727.11	\$319.66	\$727.11





Cover your bases

Aetna® Accident Plan

Prepare for the unexpected

Would you be financially ready if you had an accidental injury? The Aetna Accident Plan can help supplement your medical coverage.

What is the Aetna Accident Plan?

The Aetna Accident Plan pays benefits when you get treatment for an accidental injury. The plan pays for a long list of covered minor and more serious injuries. You can use the benefits to help pay out-of-pocket medical costs or personal expenses.

How is this different from a major medical plan?

Medical plans pay **doctors and hospitals** directly for treatment related to your care. But these plans usually don't cover 100 percent of the costs until you meet deductibles and co-insurance, and you have to come up with the rest. Medical plans also don't cover other expenses health events might impact, like day care, rent and more, if you're out of work.

The Aetna Accident Plan pays benefits directly to **you**. You'll get extra cash when you need it most. The plan can help fill in the gaps, making it a great companion to your major medical plan.

How can you use the cash benefits?

It's completely up to you. You can put the money towards:

- Deductibles or co-pays
- Mortgage or rent
- Groceries or utility bills

And so much more! Use the benefits any way **you** choose.

Easy to use

Online tools make it easy to manage your plan. File a claim in about 90 seconds or less if you have a covered injury or treatment. We will pay benefits directly to you by check or direct deposit.

Accident insurance plans are offered and/or underwritten by Aetna Life Insurance Company (Aetna) at 151 Farmington Ave., Hartford, CT, 06156. Policy forms issued in Idaho include: GR-96842, AL HPOL-VOL Acc01.



“What ifs” are everywhere

The average cost of all non-fatal injuries per person initially treated in an emergency department was approximately **\$6,620¹**. Home accidents injure **one person every four seconds** in the U.S.²



Because you never know

Miguel* didn't expect to get hit from behind in the middle of rush hour. But it happened. Now his back and his car need some work.

Luckily, he had the Aetna® Accident Plan. He filed his claim online and, since he had signed up for direct deposit, his benefits were deposited directly into his bank account. He used some of the money to pay out-of-pocket medical costs. The rest went toward getting his car back into shape.

An Aetna Simplified Claims Experience™

Just register on the **My Aetna Supplemental** app or the member portal at **[Myaetnasupplemental.com](https://myaetnasupplemental.com)** to view plan documents, submit and track claims, and sign up for direct deposit. You can also access the portal from **[Aetna.com](https://aetna.com)**.

Filing a claim is easy! Click “Report New Claim” and answer a few quick questions. You can also print and mail a paper claim form to Aetna Voluntary Plans. If you have any questions, call member services at **1-800-800-8121 (TTY:711)**, Monday through Friday, 8 AM to 6 PM.



¹Average medical cost of fatal and non-fatal injuries by type in the USA. National Library of Medicine. February 27, 2021. Available at: <https://pubmed.ncbi.nlm.nih.gov/31888976/>. Accessed June 17, 2022.

²About Home Safety. U.S. Department of Housing and Urban Development. 2022. Available at: https://www.hud.gov/program_offices/healthy_homes/healthyhomes/homesafety. Accessed June 17, 2022.

* For illustrative purposes only; does not reflect events experienced by an actual participant.



Benefit Summary

Aetna® On/Off-Job Accident Plan



Dilley Independent School District

6500781

The accident plan helps financially



- Your enrollment is guaranteed, with no Evidence of Insurability.
- You can pay premiums easily through payroll deduction.
- If you're no longer eligible for coverage, you can take your plans with you by paying premiums directly to Aetna.

Be ready for when real life happens.

Have questions about the plan? Call us toll-free at **1-800-800-8121 (TTY:711)**, Monday through Friday, 8 AM to 6 PM. We're here to answer questions before and after you enroll. In case of emergency, call 911 or your local emergency hotline, or go directly to an emergency care facility.

This is a summary of your benefits. Limits apply to the number of times a benefit is paid, as specified in your Certificate of Coverage. If a service or injury falls in more than one category, the plan will pay only one benefit, and the highest benefit that applies. See the plan documents for a complete description of the benefits, maximums, exclusions, limitations, and conditions of coverage. This policy is not in lieu of and does not affect any requirements for coverage by any Workers' Compensation Act or similar law.

Note: The Aetna Accident Plan pays benefits for specific care, treatment and services related to a covered accident. The plan doesn't pay benefits for care, treatment or services related to an accident that occurs before the plan's coverage effective date.



Accident plan



Initial care

Covered Benefit	Low	High
Ground ambulance	\$300	\$300
Air ambulance	\$1,500	\$1,500
<i>Max trips per accident, air and ground combined</i>	<i>1</i>	<i>1</i>
Emergency room/Hospital	\$150	\$200
Physician's office/Urgent care facility	\$150	\$200
Walk-in clinic/Telemedicine	\$50	\$50
<i>Max visits for all places of service per accident</i>	<i>1</i>	<i>1</i>
<i>Max visits for all places of service per plan year</i>	<i>3</i>	<i>3</i>
X-ray	\$50	\$75
Lab	\$50	\$75
Medical Imaging	\$150	\$200

Follow-up care

Covered benefit	Low	High
Emergency room/Hospital	\$50	\$75
Physician's office/Urgent care facility	\$50	\$75
Walk-in clinic/Telemedicine	\$25	\$25
<i>Max visits for all places of service per accident</i>	<i>3</i>	<i>4</i>
<i>Max visits for all places of service per plan year</i>	<i>9</i>	<i>12</i>
Major appliances	\$200	\$300
Minor appliances	\$100	\$150
<i>Maximum appliances per accident, major & minor combined</i>	<i>1</i>	<i>1</i>
Chiropractic treatment/Alternative therapy	\$25	\$35
<i>Max combined visits per accident</i>	<i>10</i>	<i>10</i>
<i>Max combined visits per plan year</i>	<i>30</i>	<i>30</i>
Pain management (<i>epidural anesthesia</i>)	\$100	\$150
Prescription drugs	\$10	\$10
One prosthetic device/Artificial limb	\$750	\$1,500
Multiple prosthetic devices/Artificial limbs	\$1,500	\$3,000
<i>Max prosthetic benefits per accident</i>	<i>1</i>	<i>1</i>
Repair or replace (<i>percentage of Prosthetic device/Artificial limb benefit amount</i>)	25%	25%
<i>Max repair or replace per plan year</i>	<i>1</i>	<i>1</i>
Therapy services	\$25	\$35
<i>Max therapy services per accident</i>	<i>10</i>	<i>10</i>
<i>Max therapy visit per plan year</i>	<i>30</i>	<i>30</i>

Note: Major appliances include: Back brace, body jacket, knee scooter, wheelchair, motorized scooter or wheelchair.

Note: Minor appliances include: Brace, cane, crutches, walker, walking boot, other medical devices to aid in physical movement.

Accident plan



Hospital care

Hospital and all other stays related to a covered accident.

Covered benefit	Low	High
Non-ICU hospital admission (<i>initial day</i>)	\$1,000	\$1,500
ICU hospital admission (<i>initial day</i>)	\$2,000	\$3,000
Non-ICU hospital stay — daily	\$200	\$300
Step down intensive care unit hospital stay— daily	\$300	\$450
ICU hospital stay — daily	\$400	\$600
<i>Max days per accident (combined for all stays due to the same accident)</i>	365	365
Rehabilitation unit stay — daily	\$100	\$150
<i>Max days for rehabilitation stay per accident</i>	30	30
Observation unit (<i>one day per plan year</i>)	\$100	\$100

Note: Hospital daily stay begins on day 1, and all daily stays (except rehabilitation) add up to a maximum combined 365 days per person, per accident.

Surgical care

Covered benefit	Low	High
Blood/Plasma/Platelets	\$400	\$500
Eye injury — surgical repair	\$300	\$400
Eye injury — removal of foreign object	\$200	\$300
Surgery (<i>without repair</i>) — arthroscopic or exploratory	\$150	\$200
Cranial, open abdominal & thoracic (<i>surgery with repair</i>)	\$1,500	\$2,000
Hernia (<i>surgery with repair</i>)	\$250	\$300
Ruptured disc (<i>surgery with repair</i>)	\$750	\$1,000
Tendon/Ligament/Rotator cuff — single repair (<i>surgery with repair</i>)	\$750	\$1,000
Tendon/Ligament/Rotator cuff — multiple repairs (<i>surgery with repair</i>)	\$1,500	\$2,000
Torn knee cartilage (<i>surgery with repair</i>)	\$750	\$1,000
Inpatient surgery (<i>non-specified with repair</i>)	\$375	\$750
Outpatient surgery (<i>non-specified with repair</i>)	\$250	\$400
<i>Max benefits per accident, combined for all surgery (with and without repair)</i>	2	2

Note: Surgical benefits must be related to a covered accident.

Lodging/Transportation

Covered benefit	Low	High
Lodging	\$200	\$200
<i>Max lodging days per accident</i>	30	30
Transportation	\$300	\$400
<i>Max trips per accident</i>	3	3

Note: Lodging and transportation must be related to a covered accident, and member, or companion must travel over 50 miles from home for care.

Accident plan



Dislocations- closed reduction (*non-surgical*)

Covered benefit	Low	High
Hip	\$4,500	\$7,500
Knee	\$3,000	\$5,000
Ankle — bone or bones of the foot other than toes	\$1,500	\$2,500
Collarbone — sternoclavicular	\$750	\$1,250
Lower jaw	\$750	\$1,250
Shoulder — glenohumeral	\$750	\$1,250
Elbow	\$750	\$1,250
Wrist	\$750	\$1,250
Bone or bones of the hand other than fingers	\$750	\$1,250
Collarbone — acromioclavicular and separation	\$225	\$375
Rib	\$225	\$375
One toe or one finger	\$225	\$375
Partial dislocation (<i>percentage of named dislocation</i>)	25%	25%
<i>Max dislocations per accident</i>	3	3

Note: Closed reduction means the injury doesn't need surgical repair. Open reduction (when injury needs surgical repair) **pays 2 times** the closed reduction benefit amount.

Fractures- closed reduction (*non-surgical*)

Covered benefit	Low	High
Skull except bones of the face or nose, depressed	\$6,000	\$12,000
Skull except bones of the face or nose, non-depressed	\$6,000	\$12,000
Hip or thigh (<i>femur</i>)	\$4,500	\$9,000
Vertebrae — excluding vertebral processes	\$1,800	\$3,600
Pelvis — including ilium, ischium, pubis, acetabulum except coccyx	\$1,800	\$3,600
Leg — tibia and/or fibula malleolus	\$1,800	\$3,600
Bones of the face or nose except mandible or maxilla	\$750	\$1,500
Upper Jaw, maxilla (<i>except alveolar process</i>)	\$750	\$1,500
Upper arm between elbow and shoulder (<i>humerus</i>)	\$750	\$1,500
Lower jaw, mandible (<i>except alveolar process</i>)	\$750	\$1,500
Collarbone (<i>clavicle, sternum</i>)	\$750	\$1,500
Shoulder blade (<i>scapula</i>)	\$750	\$1,500
Vertebral process	\$750	\$1,500
Forearm (<i>radius and/or ulna</i>)	\$750	\$1,500
Kneecap (<i>patella</i>)	\$750	\$1,500
Hand/foot (<i>except fingers, toes</i>)	\$750	\$1,500
Ankle/wrist	\$750	\$1,500
Rib	\$300	\$450
Coccyx	\$300	\$450
Finger, toe	\$300	\$450
Chip fracture (<i>percentage of named fracture</i>)	25%	25%
<i>Max fractures per accident</i>	3	3

Note: Closed reduction means the injury doesn't need surgical repair. Open reduction (when injury needs surgical repair) **pays 2 times** the closed reduction benefit amount.

Accident plan



Accidental death

Covered benefit	Low	High
Employee	\$50,000	\$100,000
Covered dependent spouse	\$25,000	\$50,000
Covered dependent children	\$25,000	\$50,000

Accidental death common carrier

Covered benefit	Low	High
Employee	\$100,000	\$200,000
Covered dependent spouse	\$50,000	\$100,000
Covered dependent children	\$50,000	\$100,000

Note: Accidental death common carrier benefit pays when you or a covered dependent have an accidental injury as a fare paying passenger on a public airline, railroad, bus line, taxicab, etc. that results in death.

Accidental dismemberment

Covered benefit	Low	High
Loss of arm	\$5,000	\$12,500
Loss of hand	\$5,000	\$12,500
Loss of leg	\$5,000	\$12,500
Loss of foot	\$5,000	\$12,500
Loss of sight	\$5,000	\$12,500
Loss of ability to speak	\$10,000	\$25,000
Loss of hearing	\$5,000	\$12,500
<i>Max dismemberments per accident (non-finger, toe)</i>	<i>2</i>	<i>2</i>
Loss of finger	\$500	\$1,250
Loss of toe	\$500	\$1,250
<i>Max dismemberments per accident (finger, toe)</i>	<i>4</i>	<i>4</i>

Paralysis (complete, total & permanent loss)

Covered benefit	Low	High
Quadriplegia	\$10,000	\$20,000
Triplegia	\$7,500	\$15,000
Paraplegia	\$5,000	\$10,000
Hemiplegia	\$5,000	\$10,000
Diplegia	\$5,000	\$10,000
Monoplegia	\$2,500	\$5,000

Accident plan



Other benefits

Covered benefit	Low	High
Home and vehicle alteration	\$1,000	\$1,500
Animal bite treatment — tetanus shot	\$100	\$100
Animal bite treatment — anti-venom shot	\$200	\$200
Animal bite treatment — rabies shot	\$300	\$300
Brain injury — concussion/mild traumatic brain injury	\$200	\$400
Brain injury — moderate/severe traumatic brain injury	\$1,250	\$2,500
Burn — second degree burn (<i>greater than 5% of total body surface</i>)	\$1,000	\$1,500
Burn — third degree burn (<i>less than 5% of total body surface</i>)	\$1,500	\$2,250
Burn — third degree burn (<i>between 5% and 10% of total body surface</i>)	\$6,000	\$9,000
Burn — third degree burn (<i>greater than 10% of total body surface</i>)	\$18,000	\$27,000
Burn skin graft (<i>percentage of the named burn benefit</i>)	50 % of Burn	50 % of Burn
Coma (<i>non-induced</i>)	\$10,000	\$20,000
Persistent vegetative state (<i>PVS</i>)	\$10,000	\$20,000
Coma (<i>induced/per day</i>)	\$250	\$250
Dental extractions	\$75	\$100
Dental crown	\$225	\$300
Gunshot wound	\$1,500	\$2,000
Laceration without stitches	\$25	\$25
Laceration with stitches (<i>less than 7.5cm</i>)	\$100	\$200
Laceration with stitches (<i>between 7.6cm and 20cm</i>)	\$200	\$400
Laceration with stitches (<i>greater than 20cm</i>)	\$600	\$600
Posttraumatic stress disorder (<i>PTSD</i>)	\$500	\$500
Service dog	\$1,500	\$1,500
Waiver of premium	Included	Included

Note: Max 10 days per accident for coma/PVS benefits.

Note: Posttraumatic stress disorder benefit is limited to 1 per person, per lifetime.

Note: Service dog benefit is limited to 1 dog, per lifetime.

Other benefits

Organized sports benefit

The **organized sports benefit** pays an additional **25** percent of benefits if a covered member is injured while participating as a registered member of an organized sporting activity.

Note: Organized sport benefit excludes the following benefits:

- Accidental death
- Accidental death common carrier
- Gunshot wound
- Service dog
- Burn skin graft
- Animal bite
- Burn

Aetna® Accident Plan rates



Monthly rates are shown below. Your employer will determine your deductions based on your payroll cycle.

Coverage	You only	You + spouse	You + child(ren)	You + family
Low plan	\$6.67	\$11.92	\$13.50	\$19.94

Coverage	You only	You + spouse	You + child(ren)	You + family
High plan	\$10.83	\$21.66	\$22.74	\$33.58

Secure Your Tomorrow Today

Dilley ISD 403(b) Match Plan

With rising inflation rates and higher costs of living, many employees are finding that TRS Pension alone is not sufficient to sustain their current lifestyle into their retirement years.

Dilley ISD has a solution!

If you contribute to the FFInvest 457(b) plan, Dilley ISD will contribute for you into a 403(b) match plan!

- ✓ You contribute **3%** or more
- ⊕ Dilley ISD contributes **3%**
- = **6%** closer to a worry-free retirement

ENROLL TODAY



www.tcgsservices.com

Click **Enroll**

Enter **Dilley ISD**

Click **Enroll** in **457 Savings Plan**



Contact Us:

Chuck Egli

Chuck.Egli@ffga.com

FFInvest@ffga.com





Less stress

Aetna® Hospital Indemnity Plan

Be prepared for what lies ahead

Maybe you're expecting to have a hospital stay — or maybe not. Either way, it's good to plan ahead. And to give yourself an extra financial cushion.

What is the Aetna Hospital Indemnity Plan?

The plan pays benefits when you have a planned, or an unplanned hospital stay. It can be for an illness, injury, surgery or to deliver a baby. The Aetna Hospital Indemnity Plan pays a lump-sum benefit for admission and daily benefits for a covered hospital stay. You can use these benefits to help pay your part of medical costs or for ongoing bills.

How is this different from a major medical plan?

Medical plans help pay **doctors and hospitals** for services and treatment. But they don't cover everything, including unexpected costs that might result from a hospital stay.

The Aetna Hospital Indemnity Plan pays benefits directly to **you**. So, you'll have extra cash when you need it most. It can help fill in the gaps, making it a great companion to your major medical plan.

How can you use the cash benefits?

It's completely up to you. You can put the money towards:

- Deductibles or co-pays
- Mortgage or rent
- Groceries or utility bills

And so much more! Use the benefits any way **you** choose.

Easy to use

Online tools make it easy to manage your plan. File a claim in about 90 seconds or less if you have a covered hospital stay. We will pay benefits directly to you by check or direct deposit.


Insurance plans are offered and/or underwritten by Aetna Life Insurance Company (Aetna) at 151 Farmington Ave., Hartford, CT, 06156. Policy forms issued in Idaho include: GR-96172, AL VOL HPOL-Hosp 01



Because it happens

\$1.24 trillion was spent on hospital services in 2020. **60%-65%** of all bankruptcies are related to medical expenses¹.

Ready ... or not



Carter* is a hard worker, so he doesn't always slow down to listen to his body. Before he knew it, a little cough turned into pneumonia — and a hospital stay.

Good thing he had the Aetna® Hospital Indemnity Plan. He filed his claim online and, since he had signed up for direct deposit, his benefits went directly into his bank account.

He used the cash to help make up for the earnings he lost from the time he missed work while recovering and to help pay some of his deductible. Now, he can focus more on his health.

An Aetna Simplified Claims Experience™

Just register on the **My Aetna Supplemental** app or the member portal at [Myaetnasupplemental.com](https://myaetnasupplemental.com) to view plan documents, submit and track claims, access discounts and sign up for direct deposit. You can also access the portal from [Aetna.com](https://aetna.com).

Filing a claim is easy! Click “Report New Claim” and answer a few quick questions. You can also print and mail a paper claim form to Aetna Voluntary Plans. If you have any questions, call member services at **1-800-800-8121 (TTY:711)**, Monday through Friday, 8 AM to 6 PM.



¹Debt.org. Hospital and Surgery Costs. October 2021. Available at: <https://www.debt.org/medical/hospital-surgery-costs/>. Accessed June 3, 2022.

* For illustrative purposes only; does not reflect events experienced by an actual participant.



Benefit Summary



Aetna® Hospital Indemnity Plan

Dilley Independent School District

6500781

The hospital indemnity plan helps financially



- Your enrollment is guaranteed, with no Evidence of Insurability.
- You can pay premiums easily through payroll deduction.
- If you're no longer eligible for coverage, you can take your plans with you by paying premiums directly to Aetna.

Make your hospital stay a bit easier.

Have questions about the plan? Call us toll-free at **1-800-800-8121 (TTY: 711)**, Monday through Friday, 8 AM to 6 PM. We're here to answer questions before and after you enroll. In case of emergency, call 911 or your local emergency hotline, or go directly to an emergency care facility.


This is a summary of your benefits. See the plan documents for a complete description of the benefits, maximums, exclusions, limitations, and conditions of coverage.

Note: The Aetna Hospital Indemnity Plan pays benefits when you have a covered hospital stay and other covered services. This plan doesn't pay for any stays or other services that happen before your effective date of coverage.

This plan is compatible with a Health Savings Account (HSA).



Hospital indemnity plan



A **stay** is a period during which you are inpatient and confined in a hospital, or other covered facility, and are charged for room, board, and general nursing services

A stay does not include time in the hospital due to custodial or personal needs that do not require medical skills or training. A stay does not include time in the hospital in the emergency room unless this leads to a stay. A stay only covers the specific benefits listed below.

Inpatient benefits

Covered benefit	Low	High
Hospital admission (initial day)	\$1,000	\$2,000
Hospital daily stay — non-ICU	\$150	\$200
Hospital daily stay — ICU	\$300	\$400
Substance abuse daily stay	\$100	\$100
Mental disorder daily stay	\$100	\$100
Rehabilitation unit daily stay	\$100	\$100
Newborn routine care	\$100	\$100
Observation unit	\$100	\$100
Waiver of premium	Included	Included

Note for hospital admission benefits: Max 2 non-ICU per member per plan year combined. Admissions must be separated by at least 30 days in a row.

Note for inpatient daily stay benefits: All inpatient stay benefits begin on day one and count toward the plan year 30-day combined max days.

Note for newborn routine care benefits: Max lump sum benefit once per birth per year for delivery in a hospital. This will not pay for an outpatient birth.

Note for observation benefits: Max 1 day lump sum daily benefit per member per year for hospital observation visit. *(Non-admission into hospital.) Observation unit stays 24 hours or longer will be treated as an admission.*

Aetna® Hospital Indemnity Plan rates



Monthly rates are shown below. Your employer will determine your deductions based on your payroll cycle.

Coverage	You only	You + spouse	You + child(ren)	You + family
Low plan	\$21.22	\$38.71	\$31.55	\$49.04

Coverage	You only	You + spouse	You + child(ren)	You + family
High plan	\$31.78	\$62.02	\$48.90	\$79.14



Contact Information

Product	Carrier	Website	Phone
Dental	Ameritas	www.ameritas.com	800-487-5553
Vision	Eyetopia	www.eyetopia.org	800-662-8264
Disability	American Fidelity	www.americanfidelity.com	800-654-8489
Cancer	American Fidelity	www.americanfidelity.com	800-654-8489
Critical Illness	Aetna	www.aetna.com	800-800-8121
Hospital	Aetna	www.aetna.com	800-800-8121
Permanent Life	Texas Life	www.texaslife.com	800-283-9233
Term Life	American Fidelity	www.americanfidelity.com	800-654-8489
Whole Life	American Fidelity	www.americanfidelity.com	800-654-8489
Group Life	Blue Cross Blue Shiel	www.bcbstx.com	877-422-4207