

Managing your coverage has never been easier

To access and manage your coverage online, visit aflac.com/myaflac to register your account.

Once registered, you can take advantage of these features, available 24/7:



Submit a claim and track the status:

Simply select **new claim**, answer a few questions about what happened and upload your supporting documents.

To prevent delays in processing your claim, be sure to:

- Enroll in direct deposit for faster claims payment.
- If applicable, upload your completed Physician's Statement.
- Sign your claim digitally in the indicated areas and upload all billing and supporting documentation.

Once submitted, you can track your claim status as it is processing.



Have questions? Connect whenever you need us 24/7 by scanning the QR code on the left, logging in to your account or chatting with us at aflacgroupinsurance.com.



To submit your claim by mail, send your completed forms and supporting documents to P.O. Box 84075 Columbus, GA 31993, Attn: Claims Department.

*Registration of a new MyAflac account can take up to 24 hours to take effect.

Aflac herein means Aflac and/or Aflac of New York and/or Continental American Insurance Company and/or Continental American Life Insurance Company.

How to file a wellness claim

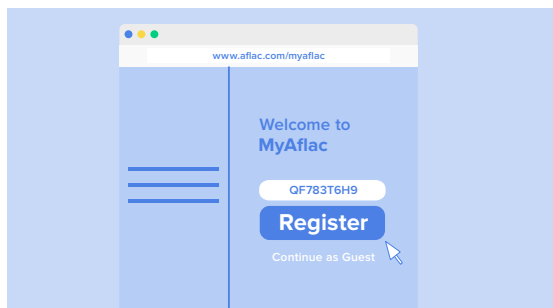


Aflac wellness claims pay you money for staying on top of your health by getting yearly checkups and medical screenings such as physicals, dental exams and eye exams. Most accident, hospital indemnity and cancer insurance policies have wellness benefits.

You can file your wellness claim online at aflac.com/MyAflac or through the MyAflac® Mobile app available for Apple and Android devices.



Follow these steps:



Step 1:

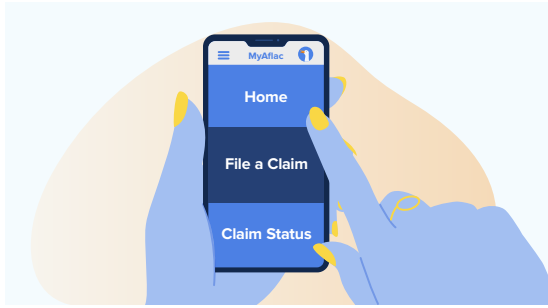
Before filing a claim, make sure you register online by creating a MyAflac® account. You can sign up using either your Aflac insurance policy number or alternate personal information, so don't worry if you can't find it!



Step 2:

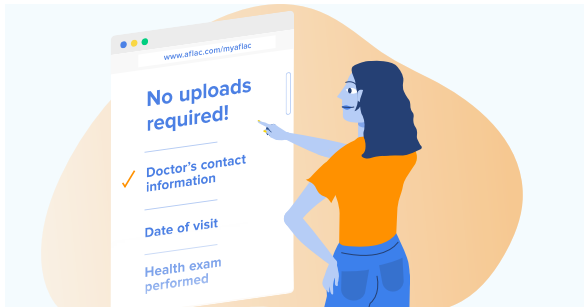
Simply log in to your account at aflac.com/myaflac or download the MyAflac® app to your mobile device.






Step 3:

Then go to “File a Claim” and follow the steps.



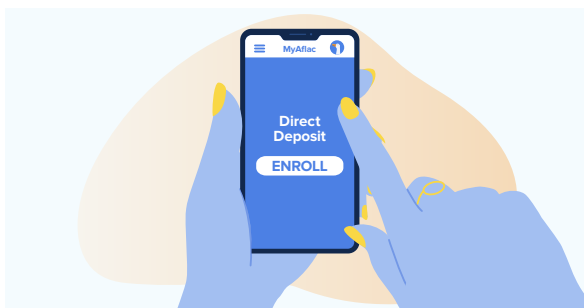
Step 4:

There's no uploading required. All you need is your doctor's contact information, date of your visit and the health exam performed.



Step 5:

Follow a few simple steps and your Aflac wellness claim is complete. You can even track its progress online with the Claims Status Tracker.



Step 6:

Need your money even faster? Enroll in direct deposit for speedier delivery right to your bank account.

We're here for you when you need us most. Get to know us at [Aflac.com](https://www.aflac.com).

*Cash benefits are paid directly to you, unless assigned otherwise.
Coverage is underwritten by Aflac. In New York, coverage is underwritten by Aflac New York.
WWHQ | 1932 Wynnton Road | Columbus, GA 31999